

NRC Publications Archive Archives des publications du CNRC

The JCMT BISTRO Survey: revealing the diverse magnetic field morphologies in Taurus dense cores with sensitive submillimeter polarimetry

Eswaraiah, Chakali; Li, Di; Furuya, Ray S.; Hasegawa, Tetsuo; Ward-Thompson, Derek; Qiu, Keping; Ohashi, Nagayoshi; Pattle, Kate; Sadavoy, Sarah; Hull, Charles L. H.; Berry, David; Doi, Yasuo; Ching, Tao-Chung; Lai, Shih-Ping; Wang, Jia-Wei; Koch, Patrick M.; Kwon, Jungmi; Kwon, Woojin; Bastien, Pierre; Arzoumanian, Doris; Coudé, Simon; Soam, Archana; Fanciullo, Lapo; Yen, Hsi-Wei; Liu, Junhao; Hoang, Thiem; Ping Chen, Wen; Shimajiri, Yoshito; Liu, Tie; Chen, Zhiwei; Li, Hua-bai; Lyo, A-Ran; Hwang, Jihye; Johnstone, Doug; Rao, Ramprasad; Bich Ngoc, Nguyen; Ngoc Diep, Pham; Mairs, Steve; Parsons, Harriet; Tamura, Motohide; Tahani, Mehrnoosh; Vivien Chen, Huei-Ru; Nakamura, Fumitaka; Shinnaga, Hiroko; Tang, Ya-Wen; Cho, Jungyeon; Won Lee, Chang; Inutsuka, Shu-ichiro; Inoue, Tsuyoshi; Iwasaki, Kazunari; Qian, Lei; Xie, Jinjin; Li, Dalei; Liu, Hong-Li; Zhang, Chuan-Peng; Chen, Mike; Zhang, Guoyin; Zhu, Lei; Zhou, Jianjun; André, Philippe; Liu, Sheng-Yuan; Yuan, Jinghua; Lu, Xing; Peretto, Nicolas; Bourke, Tyler L.; Byun, Do-Young; Dai, Sophia; Duan, Yan; Duan, Hao-Yuan;

This publication could be one of several versions: author's original, accepted manuscript or the publisher's version. / La version de cette publication peut être l'une des suivantes : la version prépublication de l'auteur, la version acceptée du manuscrit ou la version de l'éditeur.

For the publisher's version, please access the DOI link below. / Pour consulter la version de l'éditeur, utilisez le lien DOI ci-dessous.

Publisher's version / Version de l'éditeur:

<https://doi.org/10.3847/2041-8213/abeb1c>

The Astrophysical Journal Letters, 912, 2, 2021-05-10

NRC Publications Archive Record / Notice des Archives des publications du CNRC :

<https://nrc-publications.canada.ca/eng/view/object/?id=47380987-1afd-40cf-aead-4fd198313f50>

<https://publications-cnrc.canada.ca/fra/voir/objet/?id=47380987-1afd-40cf-aead-4fd198313f50>

Access and use of this website and the material on it are subject to the Terms and Conditions set forth at

<https://nrc-publications.canada.ca/eng/copyright>

READ THESE TERMS AND CONDITIONS CAREFULLY BEFORE USING THIS WEBSITE.

L'accès à ce site Web et l'utilisation de son contenu sont assujettis aux conditions présentées dans le site

<https://publications-cnrc.canada.ca/fra/droits>

LISEZ CES CONDITIONS ATTENTIVEMENT AVANT D'UTILISER CE SITE WEB.

Questions? Contact the NRC Publications Archive team at

PublicationsArchive-ArchivesPublications@nrc-cnrc.gc.ca. If you wish to email the authors directly, please see the first page of the publication for their contact information.

Vous avez des questions? Nous pouvons vous aider. Pour communiquer directement avec un auteur, consultez la première page de la revue dans laquelle son article a été publié afin de trouver ses coordonnées. Si vous n'arrivez pas à les repérer, communiquez avec nous à PublicationsArchive-ArchivesPublications@nrc-cnrc.gc.ca.



The JCMT BISTRO Survey: Revealing the Diverse Magnetic Field Morphologies in Taurus Dense Cores with Sensitive Submillimeter Polarimetry

Chakali Eswaraiah^{1,90} , Di Li^{1,2,3} , Ray S. Furuya⁴ , Tetsuo Hasegawa⁵ , Derek Ward-Thompson⁶ , Keping Qiu^{7,8} , Nagayoshi Ohashi⁹ , Kate Pattle¹⁰ , Sarah Sadavoy¹¹ , Charles L. H. Hull^{12,13,89} , David Berry¹⁴ , Yasuo Doi¹⁵ , Tao-Chung Ching¹ , Shih-Ping Lai^{16,17} , Jia-Wei Wang¹⁷ , Patrick M. Koch⁹ , Jungmi Kwon¹⁸ , Woojin Kwon^{19,20} , Pierre Bastien²¹ , Doris Arzoumanian²² , Simon Coude²³ , Archana Soam²³ , Lapo Fanciullo⁹ , Hsi-Wei Yen⁹ , Junhao Liu^{24,25} , Thiem Hoang^{26,27} , Wen Ping Chen²⁸ , Yoshito Shimajiri⁵ , Tie Liu²⁹ , Zhiwei Chen³⁰ , Hua-bai Li³¹ , A-Ran Lyo²⁶ , Jihye Hwang^{26,27} , Doug Johnstone^{32,33} , Ramprasad Rao⁹ , Nguyen Bich Ngoc^{34,35} , Pham Ngoc Diep³⁴ , Steve Mairs¹⁴ , Harriet Parsons¹⁴ , Motohide Tamura^{5,18,36} , Mehrnoosh Tahani³⁷ , Hwei-Ru Vivien Chen^{9,16} , Fumitaka Nakamura^{38,39} , Hiroko Shinnaga⁴⁰ , Ya-Wen Tang⁹ , Jungyeon Cho⁴¹ , Chang Won Lee^{26,27} , Shu-ichiro Inutsuka⁴² , Tsuyoshi Inoue⁴² , Kazunari Iwasaki⁴³ , Lei Qian¹ , Jinjin Xie^{1,2} , Dalei Li⁴⁴ , Hong-Li Liu^{29,45,46} , Chuan-Peng Zhang¹ , Mike Chen³³ , Guoyin Zhang⁴⁷ , Lei Zhu¹ , Jianjun Zhou⁴⁴ , Philippe André⁴⁸ , Sheng-Yuan Liu⁹ , Jinghua Yuan¹ , Xing Lu⁴⁹ , Nicolas Peretto⁵⁰ , Tyler L. Bourke^{51,52} , Do-Young Byun^{26,27} , Sophia Dai¹ , Yan Duan¹ , Hao-Yuan Duan¹⁶ , David Eden⁵³ , Brenda Matthews^{32,33} , Jason Fiege⁵⁴ , Laura M. Fissel¹¹ , Kee-Tae Kim^{26,27} , Chin-Fei Lee⁹ , Jongsoo Kim^{26,27} , Tae-Soo Pyo^{39,55} , Yunhee Choi²⁶ , Minhho Choi²⁶ , Antonio Chrysostomou⁵¹ , Eun Jung Chung⁴¹ , Le Ngoc Tram⁵⁶ , Erica Franzmann⁵⁴ , Per Friberg⁵⁷ , Rachel Friesen⁵⁷ , Gary Fuller⁵⁸ , Tim Gledhill⁵⁹ , Sarah Graves¹⁴ , Jane Greaves⁵⁰ , Matt Griffin⁵⁰ , Qilao Gu³¹ , Ilseung Han^{26,27} , Jennifer Hatchell⁶⁰ , Saeko Hayashi⁵⁵ , Martin Houde⁶¹ , Koji Kawabata^{62,63,64} , Il-Gyo Jeong²⁶ , Ji-hyun Kang²⁶ , Sung-ju Kang²⁶ , Miju Kang²⁶ , Akimasa Kataoka³⁸ , Francisca Kemper^{9,65} , Mark Rawlings¹⁴ , Jonathan Rawlings⁶⁶ , Brendan Retter⁵⁰ , John Richer^{67,68} , Andrew Rigby⁵⁰ , Hiro Saito⁶⁹ , Giorgio Savini⁷⁰ , Anna Scaife⁵⁸ , Masumichi Seta⁷¹ , Gwanjeong Kim⁷² , Kyoung Hee Kim²⁶ , Mi-Ryang Kim²⁶ , Florian Kirchschlager⁶⁶ , Jason Kirk⁷³ , Masato I. N. Kobayashi⁷⁴ , Vera Konyves⁷³ , Takayoshi Kusune⁴⁹ , Kevin Lacaille^{75,76} , Chi-Yan Law^{31,77} , Sang-Sung Lee^{26,27} , Yong-Hee Lee⁷⁸ , Masafumi Matsumura⁷⁹ , Gerald Moriarty-Schieven³² , Tetsuya Nagata⁸⁰ , Hiroyuki Nakanishi⁴⁰ , Takashi Onaka^{18,81} , Geumsook Park²⁶ , Xindi Tang⁴⁴ , Kohji Tomisaka^{38,39} , Yusuke Tsukamoto⁴⁰ , Serena Viti⁸² , Hongchi Wang⁸³ , Anthony Whitworth⁵⁰ , Hyunju Yoo²⁶ , Hyeong-Sik Yun⁷⁸ , Tetsuya Zenko⁸⁰ , Yapeng Zhang³¹ , Ilse de Looze⁸² , C. Darren Dowell⁸⁴ , Stewart Eyres⁸⁵ , Sam Falle⁸⁶ , Jean-François Robitaille⁸⁷ , and Sven van Loo⁸⁸

¹ National Astronomical Observatories, Chinese Academy of Sciences, A20 Datun Road, Chaoyang District, Beijing 100012, People's Republic of China
eswaraiahc@nao.cas.cn, eswaraiahc@outlook.com

² University of Chinese Academy of Sciences, Beijing 100049, People's Republic of China; dili@nao.cas.cn

³ NAOC-UKZN Computational Astrophysics Centre, University of KwaZulu-Natal, Durban 4000, South Africa

⁴ Institute of Liberal Arts and Sciences, Tokushima University, Minami Jousanajima-machi 1-1, Tokushima 770-8502, Japan; rsf@tokushima-u.ac.jp

⁵ National Astronomical Observatory of Japan, National Institutes of Natural Sciences, Osawa, Mitaka, Tokyo 181-8588, Japan

⁶ Jeremiah Horrocks Institute, University of Central Lancashire, Preston PR1 2HE, UK

⁷ School of Astronomy and Space Science, Nanjing University, 163 Xianlin Avenue, Nanjing 210023, People's Republic of China

⁸ Key Laboratory of Modern Astronomy and Astrophysics (Nanjing University), Ministry of Education, Nanjing 210023, People's Republic of China

⁹ Academia Sinica Institute of Astronomy and Astrophysics, No. 1, Sec. 4., Roosevelt Road, Taipei 10617, Taiwan

¹⁰ Centre for Astronomy, School of Physics, National University of Ireland Galway, University Road, Galway, H91TK33, Ireland

¹¹ Department for Physics, Engineering Physics and Astrophysics, Queen's University, Kingston, ON, K7L 3N6, Canada

¹² National Astronomical Observatory of Japan, Alonso de Córdova 3788, Office 61B, 7630422, Vitacura, Santiago, Chile

¹³ Joint ALMA Observatory, Alonso de Córdova 3107, Vitacura, Santiago, Chile

¹⁴ East Asian Observatory, 660 North A'ohōkū Place, University Park, Hilo, HI 96720, USA

¹⁵ Department of Earth Science and Astronomy, Graduate School of Arts and Sciences, The University of Tokyo, 3-8-1 Komaba, Meguro, Tokyo 153-8902, Japan

¹⁶ Institute of Astronomy and Department of Physics, National Tsing Hua University, Hsinchu 30013, Taiwan

¹⁷ Academia Sinica Institute of Astronomy and Astrophysics, P.O. Box 23-141, Taipei 10617, Taiwan

¹⁸ Department of Astronomy, Graduate School of Science, The University of Tokyo, 7-3-1 Hongo, Bunkyo-ku, Tokyo 113-0033, Japan

¹⁹ Department of Earth Science Education, Seoul National University (SNU), 1 Gwanak-ro, Gwanak-gu, Seoul 08826, Republic of Korea

²⁰ SNU Astronomy Research Center, Seoul National University, 1 Gwanak-ro, Gwanak-gu, Seoul 08826, Republic of Korea

²¹ Centre de recherche en astrophysique du Québec & département de physique, Université de Montréal, 1375, Avenue Thérèse-Lavoie-Roux Montréal, QC, H2V 0B3, Canada

²² Aix Marseille Univ, CNRS, CNES, LAM, Marseille, France

²³ SOFIA Science Center, Universities Space Research Association, NASA Ames Research Center, Moffett Field, CA 94035, USA

²⁴ School of Astronomy and Space Science, Nanjing University, 163 Xianlin Avenue, Nanjing 210023, People's Republic of China

²⁵ Key Laboratory of Modern Astronomy and Astrophysics (Nanjing University), Ministry of Education, Nanjing 210023, People's Republic of China

²⁶ Korea Astronomy and Space Science Institute, 776 Daedeokdae-ro, Yuseong-gu, Daejeon 34055, Republic of Korea

²⁷ University of Science and Technology, Korea, 217 Gajeong-ro, Yuseong-gu, Daejeon 34113, Republic of Korea

²⁸ Institute of Astronomy, National Central University, Zhongli 32001, Taiwan

²⁹ Shanghai Astronomical Observatory, Chinese Academy of Sciences, 80 Nandan Road, Shanghai 200030, People's Republic of China

³⁰ Purple Mountain Observatory and Key Laboratory of Radio Astronomy, Chinese Academy of Sciences, 2 West Beijing Road, Nanjing 210008, People's Republic of China

³¹ Department of Physics, The Chinese University of Hong Kong, Shatin, N.T., Hong Kong

³² NRC Herzberg Astronomy and Astrophysics, 5071 West Saanich Road, Victoria, BC V9E 2E7, Canada

³³ Department of Physics and Astronomy, University of Victoria, Victoria, BC V8W 2Y2, Canada

- ³⁴ Vietnam National Space Center, Vietnam Academy of Science and Technology, 18 Hoang Quoc Viet, Hanoi, Vietnam
- ³⁵ Graduate University of Science and Technology, Vietnam Academy of Science and Technology, 18 Hoang Quoc Viet, Hanoi, Vietnam
- ³⁶ Astrobiology Center, National Institutes of Natural Sciences, 2-21-1 Osawa, Mitaka, Tokyo 181-8588, Japan
- ³⁷ Dominion Radio Astrophysical Observatory, Herzberg Astronomy and Astrophysics Research Centre, National Research Council Canada, P.O. Box 248, Penticton, BC V2A 6J9, Canada
- ³⁸ Division of Theoretical Astronomy, National Astronomical Observatory of Japan, Mitaka, Tokyo 181-8588, Japan
- ³⁹ SOKENDAI (The Graduate University for Advanced Studies), Hayama, Kanagawa 240-0193, Japan
- ⁴⁰ Department of Physics and Astronomy, Graduate School of Science and Engineering, Kagoshima University, 1-21-35 Korimoto, Kagoshima, Kagoshima 890-0065, Japan
- ⁴¹ Department of Astronomy and Space Science, Chungnam National University, 99 Daehak-ro, Yuseong-gu, Daejeon 34134, Republic of Korea
- ⁴² Department of Physics, Graduate School of Science, Nagoya University, Furo-cho, Chikusa-ku, Nagoya 464-8602, Japan
- ⁴³ Department of Environmental Systems Science, Doshisha University, Tataro, Miyakodani 1-3, Kyotanabe, Kyoto 610-0394, Japan
- ⁴⁴ Xinjiang Astronomical Observatory, Chinese Academy of Sciences, 150 Science 1-Street, Urumqi 830011, Xinjiang, People's Republic of China
- ⁴⁵ Department of Astronomy, Yunnan University, Kunming, 650091, People's Republic of China
- ⁴⁶ Chinese Academy of Sciences, South America Center for Astrophysics, Camino El Observatorio #1515, Las Condes, Santiago, Chile
- ⁴⁷ CAS Key Laboratory of FAST, National Astronomical Observatories, Chinese Academy of Sciences, People's Republic of China
- ⁴⁸ Laboratoire AIM CEA/DSM-CNRS-Université Paris Diderot, IRFU/Service d'Astrophysique, CEA Saclay, F-91191 Gif-sur-Yvette, France
- ⁴⁹ National Astronomical Observatory of Japan, Mitaka, Tokyo 181-8588, Japan
- ⁵⁰ School of Physics and Astronomy, Cardiff University, The Parade, Cardiff, CF24 3AA, UK
- ⁵¹ SKA Organisation, Jodrell Bank, Lower Withington, Macclesfield, SK11 9FT, UK
- ⁵² Jodrell Bank Centre for Astrophysics, School of Physics and Astronomy, University of Manchester, Manchester, M13 9PL, UK
- ⁵³ Astrophysics Research Institute, Liverpool John Moores University, IC2, Liverpool Science Park, 146 Brownlow Hill, Liverpool, L3 5RF, UK
- ⁵⁴ Department of Physics and Astronomy, The University of Manitoba, Winnipeg, MB R3T 2N2, Canada
- ⁵⁵ Subaru Telescope, National Astronomical Observatory of Japan, 650 North A'ohokū Place, Hilo, HI 96720, USA
- ⁵⁶ University of Science and Technology of Hanoi, Vietnam Academy of Science and Technology, 18 Hoang Quoc Viet, Hanoi, Vietnam
- ⁵⁷ National Radio Astronomy Observatory, 520 Edgemont Road, Charlottesville, VA 22903, USA
- ⁵⁸ Jodrell Bank Centre for Astrophysics, School of Physics and Astronomy, University of Manchester, Oxford Road, Manchester, M13 9PL, UK
- ⁵⁹ School of Physics, Astronomy & Mathematics, University of Hertfordshire, College Lane, Hatfield, Hertfordshire AL10 9AB, UK
- ⁶⁰ Physics and Astronomy, University of Exeter, Stocker Road, Exeter EX4 4QL, UK
- ⁶¹ Department of Physics and Astronomy, The University of Western Ontario, 1151 Richmond Street, London N6A 3K7, Canada
- ⁶² Hiroshima Astrophysical Science Center, Hiroshima University, Kagamiyama 1-3-1, Higashi-Hiroshima, Hiroshima 739-8526, Japan
- ⁶³ Department of Physics, Hiroshima University, Kagamiyama 1-3-1, Higashi-Hiroshima, Hiroshima 739-8526, Japan
- ⁶⁴ Core Research for Energetic Universe (CORE-U), Hiroshima University, Kagamiyama 1-3-1, Higashi-Hiroshima, Hiroshima 739-8526, Japan
- ⁶⁵ European Southern Observatory, Karl-Schwarzschild-Str. 2, D-85748 Garching, Germany
- ⁶⁶ Department of Physics and Astronomy, University College London, WC1E 6BT London, UK
- ⁶⁷ Astrophysics Group, Cavendish Laboratory, J.J. Thomson Avenue, Cambridge CB3 0HE, UK
- ⁶⁸ Kavli Institute for Cosmology, Institute of Astronomy, University of Cambridge, Madingley Road, Cambridge, CB3 0HA, UK
- ⁶⁹ Faculty of Pure and Applied Sciences, University of Tsukuba, 1-1-1 Tennodai, Tsukuba, Ibaraki 305-8577, Japan
- ⁷⁰ OSL, Physics & Astronomy Department, University College London, WC1E 6BT London, UK
- ⁷¹ Department of Physics, School of Science and Technology, Kwansai Gakuin University, 2-1 Gakuen, Sanda, Hyogo 669-1337, Japan
- ⁷² Nobeyama Radio Observatory, National Astronomical Observatory of Japan, National Institutes of Natural Sciences, Nobeyama, Minamimaki, Minamisaki, Nagano 384-1305, Japan
- ⁷³ Jeremiah Horrocks Institute, University of Central Lancashire, Preston PR1 2HE, UK
- ⁷⁴ Astronomical Institute, Graduate School of Science, Tohoku University, Aoba-ku, Sendai, Miyagi 980-8578, Japan
- ⁷⁵ Department of Physics and Astronomy, McMaster University, Hamilton, ON L8S 4M1, Canada
- ⁷⁶ Department of Physics and Atmospheric Science, Dalhousie University, Halifax B3H 4R2, Canada
- ⁷⁷ Department of Space, Earth & Environment, Chalmers University of Technology, SE-412 96 Gothenburg, Sweden
- ⁷⁸ School of Space Research, Kyung Hee University, 1732 Deogyong-daero, Giheung-gu, Yongin-si, Gyeonggi-do 17104, Republic of Korea
- ⁷⁹ Faculty of Education & Center for Educational Development and Support, Kagawa University, Saiwai-cho 1-1, Takamatsu, Kagawa, 760-8522, Japan
- ⁸⁰ Department of Astronomy, Graduate School of Science, Kyoto University, Sakyo-ku, Kyoto 606-8502, Japan
- ⁸¹ Department of Physics, Faculty of Science and Engineering, Meisei University, 2-1-1 Hodokubo, Hino, Tokyo 191-8506, Japan
- ⁸² Physics & Astronomy Department, University College London, WC1E 6BT London, UK
- ⁸³ Purple Mountain Observatory, Chinese Academy of Sciences, 2 West Beijing Road, 210008 Nanjing, People's Republic of China
- ⁸⁴ Jet Propulsion Laboratory, M/S 169-506, 4800 Oak Grove Drive, Pasadena, CA 91109, USA
- ⁸⁵ University of South Wales, Pontypridd, CF37 1DL, UK
- ⁸⁶ Department of Applied Mathematics, University of Leeds, Woodhouse Lane, Leeds LS2 9JT, UK
- ⁸⁷ Univ. Grenoble Alpes, CNRS, IPAG, F-38000 Grenoble, France
- ⁸⁸ School of Physics and Astronomy, University of Leeds, Woodhouse Lane, Leeds LS2 9JT, UK

Received 2020 November 19; revised 2021 February 16; accepted 2021 February 18; published 2021 May 10

Abstract

We have obtained sensitive dust continuum polarization observations at $850\ \mu\text{m}$ in the B213 region of Taurus using POL-2 on SCUBA-2 at the James Clerk Maxwell Telescope as part of the *B*-fields in STar-forming Region Observations (BISTRO) survey. These observations allow us to probe magnetic field (*B*-field) at high spatial resolution (~ 2000 au or ~ 0.01 pc at 140 pc) in two protostellar cores (K04166 and K04169) and one prestellar

⁸⁹ NAOJ Fellow.

⁹⁰ FAST Fellow.



core (Miz-8b) that lie within the B213 filament. Using the Davis–Chandrasekhar–Fermi method, we estimate the B -field strengths in K04166, K04169, and Miz-8b to be 38 ± 14 , 44 ± 16 , and $12 \pm 5 \mu\text{G}$, respectively. These cores show distinct mean B -field orientations. The B -field in K04166 is well ordered and aligned parallel to the orientations of the core minor axis, outflows, core rotation axis, and large-scale uniform B -field, in accordance with magnetically regulated star formation via ambipolar diffusion taking place in K04166. The B -field in K04169 is found to be ordered but oriented nearly perpendicular to the core minor axis and large-scale B -field and not well correlated with other axes. In contrast, Miz-8b exhibits a disordered B -field that shows no preferred alignment with the core minor axis or large-scale field. We found that only one core, K04166, retains a memory of the large-scale uniform B -field. The other two cores, K04169 and Miz-8b, are decoupled from the large-scale field. Such a complex B -field configuration could be caused by gas inflow onto the filament, even in the presence of a substantial magnetic flux.

Unified Astronomy Thesaurus concepts: [Dust continuum emission \(412\)](#); [Polarimetry \(1278\)](#); [Low mass stars \(2050\)](#); [Dense interstellar clouds \(371\)](#); [Interstellar magnetic fields \(845\)](#)

1. Introduction

According to the filamentary paradigm of star formation, low-mass stars predominantly form in dense cores that are distributed in a chain-like fashion along gravitationally unstable filamentary clouds (Hartmann 2002; André et al. 2014; Tafalla & Hacar 2015; Marsh et al. 2016). The magnetic field (B -field) is important at all scales during this process (Shu et al. 1987; McKee & Ostriker 2007; Crutcher 2012; Ward-Thompson et al. 2020). Nevertheless, the interplay between the B -field, gravity, and turbulence in the formation of cores and their collapse to form stars is still a subject of investigation.

Studies of the B -field on cloud scales with Planck 850 μm low-resolution ($\sim 5'$ or ~ 0.2 at 140 pc) polarization observations and optical and near-infrared (NIR) polarimetry of background stars have revealed that low-density gas striations are mostly aligned with the B -field, and high-density filamentary structures are oriented perpendicular to the B -field (Alves et al. 2008; Sugitani et al. 2010; Chapman et al. 2011; Planck Collaboration et al. 2016a; Wang et al. 2020). These observations imply that material can accumulate along field lines and aid in the assembly of dense structures perpendicular to the B -field as a result of gravitational collapse and/or converging flows (see Ballesteros-Paredes et al. 1999a; Hartmann et al. 2001; Soler & Hennebelle 2017).

If the large-scale, uniform B -field is inherited down to core scale (< 0.1 pc), it governs not only the contraction, stability, and collapse of the core (Mestel & Spitzer 1956; Mouschovias & Spitzer 1976) but also the properties of the circumstellar disk by helping to remove angular momentum via magnetic braking (Mouschovias 1991; Allen et al. 2003; Li et al. 2014). According to the theory of isolated, low-mass star formation via ambipolar diffusion (Mouschovias 1991; Mouschovias et al. 2006), the gravitational collapse of a dense core is regulated by a strong, ordered B -field such that the core preferentially contracts along field lines. As a result, the core acquires an oblate-like structure over 10,000 au scales. After gaining sufficient mass via B -field-mediated contraction, the subcritical core initially becomes supercritical and eventually collapses under its own gravity. At this stage, the flux-freezing condition will no longer be valid due to efficient neutral-ion decoupling. As a result of this ambipolar diffusion, the B -field will acquire an hourglass morphology on protostellar envelope scales, < 1000 au (e.g., Galli & Shu 1993; Girart et al. 2006; Stephens et al. 2013). This model predicts a positive correlation between the angle of the mean B -field and that of the minor axes of the filament and core and the axes of both pseudodisk symmetry and bipolar outflow (Fiedler & Mouschovias 1992, 1993; Galli & Shu 1993; Mocz et al. 2017; Hull & Zhang 2019).

Evidence for magnetically regulated star formation through observations of a coherent B -field across orders of magnitude in size scale (e.g., Li et al. 2006, 2009; Hull et al. 2014) is not always the norm. A departure from coherency, especially at smaller scales, can occur in regions dominated by turbulence (e.g., Hull et al. 2017b), shocks from outflows (e.g., Hull et al. 2017a), gravity-driven gas flows (e.g., Pillai et al. 2020), stellar feedback driven by expanding ionization fronts from H II regions (Arthur et al. 2011; Pattle et al. 2018; Eswaraiah et al. 2020), or gas dynamics arising from gravitational collapse (Ching et al. 2017, 2018). These observations suggest that the very local environment can determine the morphology and role of the B -field.

We emphasize here that B -field observations of low-mass dense cores (i) formed out of a single natal filament, (ii) characterized by an ordered B -field at larger scales (subparsec to several parsecs; see Figure 1(a)), (iii) having signposts of accretion flows (Palmeirim et al. 2013; Shimajiri et al. 2019), and (iv) hosting pristine physical conditions unaffected by any disruption by strong stellar feedback are sparse. Taurus B213 is one of these rare regions, making the B213 cores the ideal laboratories to understand the role of the B -field in the star formation process.

We conduct sensitive dust polarization observations at 850 μm toward B213 as part of the B -fields In STar-forming Region Observations (BISTRO; Ward-Thompson et al. 2017) survey to resolve its B -field. BISTRO is a large program on the 15 m James Clerk Maxwell Telescope (JCMT), making use of its SCUBA-2 camera and POL-2 polarimeter. The B213 filament is nearby (distance ~ 140 pc; Elias 1978), well studied, and part of the ~ 10 pc filament LDN 1495, as shown in Figure 1(a). It is fragmented into a chain of cores that are in the early evolutionary stages of low-mass star formation (Figure 1(b)). These include three prestellar cores, namely, Miz-8b, Miz-2, and HGBS-1 (Mizuno et al. 1994; Marsh et al. 2016); two class 0/I protostellar cores, IRAS 04166+2706 and IRAS 04169+2702 (Ohashi et al. 1997; Tafalla et al. 2010; Takakuwa et al. 2018); and one evolved object, J04194148+2716070, classified as a class II T Tauri star (Davis et al. 2010). We hereafter refer to IRAS 04166+2706 and IRAS 04169+2702 as K04166 and K04169, respectively (see Kenyon et al. 1990, 1993), adopting the core nomenclature of Bracco et al. (2017).

Here, for the first time, we resolve the B -field in the three cores of B213 on 0.01–0.1 pc spatial scales. In this letter, our key aims are to examine whether (i) B -fields at scales < 0.1 pc are coherent with or decoupled from the uniform large-scale B -field and (ii) the paradigm of magnetically regulated, isolated

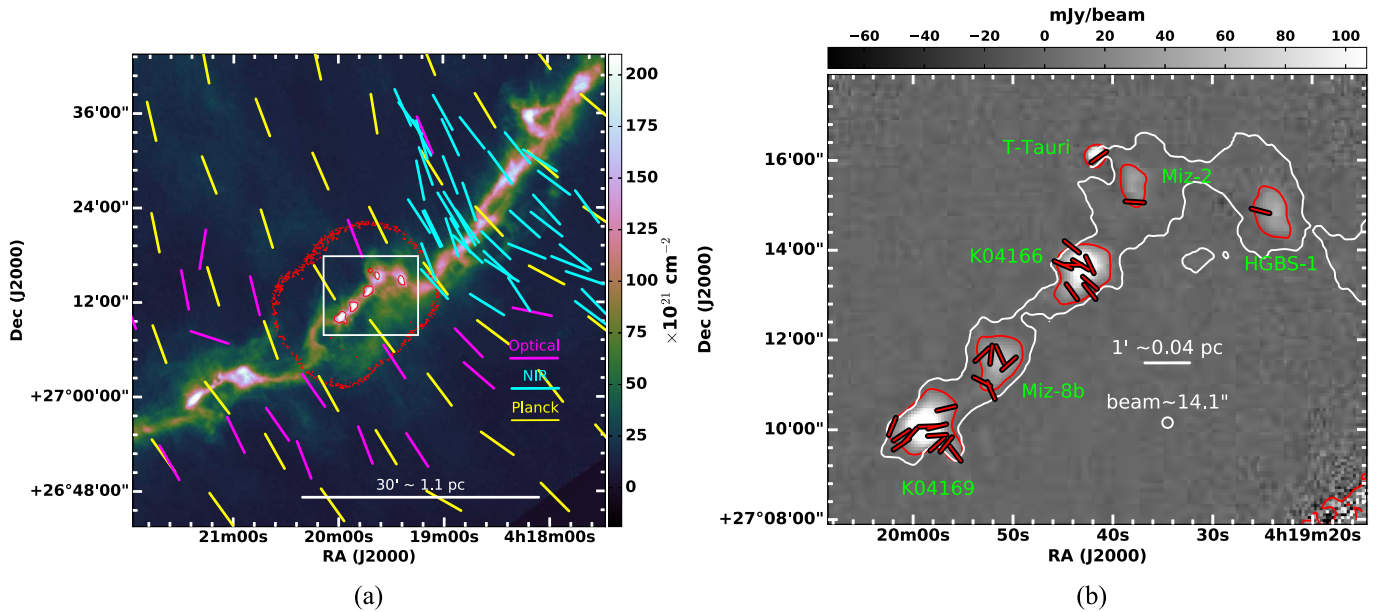


Figure 1. (a) The overall structure of the B213 filament is shown using a high-resolution ($18''/2$) column density map taken from the HGBS archive (Palmeirim et al. 2013). It is a part of the 10 pc long large-scale filament LDN 1495 in the Taurus molecular cloud. Measurements of the large-scale B -field orientation are overlaid: optical polarimetry measurements are shown as magenta segments (Heyer et al. 1987; Goodman et al. 1990; Heiles 2000), NIR polarimetry measurements as cyan segments (Goodman et al. 1992; Chapman et al. 2011), and Planck 850 μm dust emission polarimetry measurements as yellow segments. (b) Our inferred core-scale B -field geometry (red segments) superimposed on the area of our total intensity (Stokes I) map, which contains the fragmented cores of B213. The extent of the map is shown as a white box in panel (a). Plotted segments correspond to a detection at a minimum of 3σ in polarization fraction and 10σ in total intensity. Note that all segments are shown with equal lengths to better display the B -field morphology. The white contour marks a column density of $1 \times 10^{22} \text{ cm}^{-2}$ (Palmeirim et al. 2013), as measured in the Herschel data, that outlines the structure of the parental B213 filament, which has fragmented into the cores shown. Red contours in both panels mark 10σ total intensity (Stokes I) values, where $1\sigma = 1.3 \text{ mJy beam}^{-1}$ is the rms noise. Note that the apparent $>10\sigma$ intensity values seen in low column density regions in panel (a) result from low exposure times at the edges of the POL-2 map and so delineate the extent of our mapped area. Reference scale and beam size ($\sim 14''/1$) are shown.

low-mass star formation holds in these cores. This paper is organized as follows. Section 2 describes the observations and data reduction. Sections 3 and 4 present the results and discussion, respectively, and Section 5 summarizes our main findings.

2. Observations and Data Reduction

The POL-2 observations of two fields in B213 were carried out as part of the JCMT BISTRO survey (JCMT project code M16AL004) between 2017 November 5 and 2019 January 8. The two fields, shown in Figure A2, have a center-to-center angular separation of $\sim 5'$. The fields were each observed 20 times using the POL-2 DAISY mapping mode (Holland et al. 2013; Friberg et al. 2016). This mode results in maps with a $12'$ diameter, of which the central $\sim 7'$ represents usable coverage, so these two pointings represent a tightly spaced mosaic. The observations were made in JCMT weather bands 1 and 2, with 225 GHz atmospheric opacity (τ_{225}) varying between 0.02 and 0.06. The total exposure time for the two fields is ~ 28 hr (14 hr in each of the two overlapping fields), resulting in one of the deepest observations yet made by the BISTRO survey.

The 850 μm POL-2 data were reduced using the pol2map routine recently added to SMURF (Berry et al. 2005; Chapin et al. 2013).⁹¹ The final mosaicked maps, calibrated in millijanskys per beam, are produced from coadded Stokes I , Q , and U maps with a pixel size of $4''$, while the final debiased polarization vector catalog is binned to $12''$ to achieve better sensitivity. The rms noise values in our Stokes I , Q , U , and PI maps, binned to a pixel size of $12''$, are ~ 1.3 , ~ 0.9 , ~ 0.9 , and $\sim 1.0 \text{ mJy beam}^{-1}$,

respectively. Here PI represents the polarized intensity of the dust emission, debiased using the asymptotic estimator method; our PI map is shown in Figure A2. The instrumental polarization (IP) of POL-2 was corrected for using the “2019 August” IP model (Friberg et al. 2018). The POL-2 data reduction process is described in detail by Doi et al. (2020) and Pattle et al. (2021).

3. Results

3.1. B-field on Small Scales

We present the data of 28 polarization measurements satisfying the following criteria: (i) the ratio of intensity to its uncertainty $I/\sigma_I > 10$ and (ii) the degree of polarization to its uncertainty $P/\sigma_P > 3$, where $P = \text{PI}/I$. These measurements are listed in Table 1. The resulting PI within the core boundaries (see Appendix A) ranges from ~ 2 to $\sim 4 \text{ mJy beam}^{-1}$ with a median uncertainty in PI, σ_{PI} , of $0.64 \text{ mJy beam}^{-1}$. The polarization fraction ranges from $\sim 0.8\%$ to $\sim 18\%$ with a median value of $\sim 7\%$. The B213 cores are characterized by weak dust emission (~ 12 – $318 \text{ mJy beam}^{-1}$), as well as weak polarized emission in comparison to the other regions studied by the BISTRO program (Ward-Thompson et al. 2017; Kwon et al. 2018; Soam et al. 2018; Coudé et al. 2019; Liu et al. 2019; Pattle et al. 2019; Wang et al. 2019; Doi et al. 2020).

Assuming a distance to Taurus of 140 pc, our observations allow us to delineate the B -field in B213 on scales ranging from $\sim 2000 \text{ au}$ ($\sim 0.01 \text{ pc}$) up to $\sim 0.25 \text{ pc}$, the length over which the cores K04166, Miz-8b, and K04169 are distributed. The resulting B -field geometry, based on the 28 polarization measurements (see Table 1), is shown in Figure 1(b). Since the three cores, T Tauri,

⁹¹ <http://starlink.eao.hawaii.edu/docs/sun258.htx/sun258ss73.html>

Table 1
Polarization Data along with the Celestial Coordinates of the Pixels

R.A. (J2000) (deg) (1)	Decl. (J2000) (deg) (2)	$I \pm \sigma_I$ (mJy beam ⁻¹) (3)	$Q \pm \sigma_Q$ (mJy beam ⁻¹) (4)	$U \pm \sigma_U$ (mJy beam ⁻¹) (5)	$PI \pm \sigma_{PI}$ (mJy beam ⁻¹) (6)	$P \pm \sigma_P$ (%) (7)	$\theta_{\text{core},B} \pm \sigma_{\theta_{\text{core},B}}$ (deg) (8)
64.982471	27.157917	25.0 ± 0.6	-0.7 ± 0.6	-2.5 ± 0.7	2.5 ± 0.7	9.8 ± 2.8	37 ± 7
65.004946	27.161250	16.9 ± 0.7	1.1 ± 0.7	2.7 ± 0.7	2.8 ± 0.7	16.8 ± 4.4	124 ± 7
64.989963	27.161250	33.0 ± 0.7	0.3 ± 0.6	3.0 ± 0.6	3.0 ± 0.6	9.0 ± 1.9	132 ± 6
64.986217	27.161250	37.3 ± 0.7	-0.7 ± 0.6	3.1 ± 0.7	3.1 ± 0.7	8.3 ± 1.8	141 ± 5
65.004946	27.164583	35.7 ± 0.7	1.1 ± 0.7	2.7 ± 0.7	2.9 ± 0.7	8.1 ± 1.9	124 ± 7
65.001200	27.164583	78.6 ± 0.7	-0.2 ± 0.7	2.7 ± 0.7	2.6 ± 0.7	3.3 ± 0.9	137 ± 7
64.989963	27.164583	113.9 ± 0.9	2.3 ± 0.6	0.3 ± 0.6	2.2 ± 0.6	1.9 ± 0.5	94 ± 8
65.008696	27.167917	20.3 ± 0.6	-1.6 ± 0.7	1.6 ± 0.7	2.2 ± 0.7	10.8 ± 3.3	157 ± 8
64.993708	27.167917	318.4 ± 1.7	2.7 ± 0.7	0.2 ± 0.6	2.6 ± 0.7	0.8 ± 0.2	92 ± 7
64.989963	27.167917	140.9 ± 0.8	3.1 ± 0.6	1.6 ± 0.6	3.5 ± 0.6	2.5 ± 0.4	104 ± 5
64.986212	27.174583	45.4 ± 0.6	1.9 ± 0.6	0.9 ± 0.6	2.0 ± 0.6	4.4 ± 1.3	103 ± 8
64.967479	27.181247	12.2 ± 0.5	-1.5 ± 0.6	-1.6 ± 0.6	2.1 ± 0.6	17.6 ± 5.1	24 ± 8
64.971225	27.184581	15.8 ± 0.6	1.4 ± 0.6	-1.9 ± 0.7	2.3 ± 0.6	14.4 ± 4.0	63 ± 7
64.959979	27.191247	46.1 ± 0.6	0.2 ± 0.6	2.0 ± 0.6	1.9 ± 0.6	4.1 ± 1.3	132 ± 9
64.971221	27.194583	26.1 ± 0.6	0.2 ± 0.6	2.9 ± 0.6	2.9 ± 0.6	11.0 ± 2.5	133 ± 6
64.967475	27.194581	48.4 ± 0.6	-2.0 ± 0.6	0.4 ± 0.6	1.9 ± 0.6	4.0 ± 1.3	174 ± 9
64.963729	27.194581	58.6 ± 0.6	-1.5 ± 0.6	-1.8 ± 0.6	2.3 ± 0.6	3.8 ± 1.0	25 ± 7
64.933733	27.217906	54.7 ± 0.6	-0.8 ± 0.6	-2.4 ± 0.6	2.5 ± 0.6	4.6 ± 1.1	36 ± 6
64.926237	27.217903	25.0 ± 0.6	-0.6 ± 0.5	-2.7 ± 0.7	2.7 ± 0.7	10.8 ± 2.7	39 ± 6
64.926237	27.221236	72.0 ± 0.6	0.4 ± 0.6	-2.9 ± 0.6	2.8 ± 0.6	3.9 ± 0.8	49 ± 6
64.937479	27.227906	37.7 ± 0.6	1.8 ± 0.6	-1.9 ± 0.7	2.5 ± 0.6	6.7 ± 1.7	66 ± 7
64.933729	27.227906	113.4 ± 0.7	2.2 ± 0.6	-0.0 ± 0.7	2.1 ± 0.6	1.8 ± 0.6	90 ± 9
64.929979	27.227903	290.0 ± 1.4	1.2 ± 0.6	-2.3 ± 0.6	2.5 ± 0.6	0.9 ± 0.2	59 ± 7
64.926233	27.227903	253.9 ± 1.5	-1.8 ± 0.6	-2.2 ± 0.7	2.8 ± 0.6	1.1 ± 0.3	25 ± 6
64.933725	27.234572	14.6 ± 0.6	0.5 ± 0.7	-2.2 ± 0.7	2.2 ± 0.7	14.9 ± 4.5	51 ± 9
64.854983	27.247850	29.3 ± 1.1	3.6 ± 1.0	-2.0 ± 1.0	3.9 ± 1.0	13.4 ± 3.5	76 ± 7
64.907471	27.251225	22.1 ± 0.8	4.0 ± 0.8	-0.5 ± 0.8	3.9 ± 0.8	17.8 ± 3.8	86 ± 6
64.922458	27.267900	91.9 ± 1.3	1.3 ± 0.9	3.7 ± 0.9	3.8 ± 0.9	4.2 ± 1.0	125 ± 7

Note. R.A. and decl: celestial coordinates. I : total intensity. Q and U : Stokes parameters. PI : debiased polarized intensity. P : debiased degree of polarization. $\theta_{\text{core},B}$: B -field orientation, determined by applying an offset of 90° to the polarization angle.

Miz-2, and HGBS-1, have only a single measurement each (and also because the background noise dominates at the locations of these cores; see Appendix A), we exclude them from further analysis and discussion. The overall B -field morphology appears to be uniform within K04166 and K04169, but the mean field directions are offset by $\sim 90^\circ$ from one another. In contrast, the B -field morphology in Miz-8b is complex.

We compute the weighted mean position angle (PA) of the core B -field, $\bar{\theta}_{\text{core},B}$, using uncertainties in polarization angle as weights. These values are given in Table 2. The $\bar{\theta}_{\text{core},B}$, along with the low-resolution B -field morphology based on Planck 850 μm polarization data, is shown in Figure 2. Table 2 lists the offset between $\bar{\theta}_{\text{core},B}$ and the large-scale mean B -field orientation ($\theta_B^{\text{largescale}}$; see Appendix B) based on multiwavelength polarimetry. Also listed are the offset between $\bar{\theta}_{\text{core},B}$ and the PA of each core's major axis (θ_{core} ; see Appendix C).

Interestingly, we see completely different B -field geometry in each of the three cores. The B -field in K04166 lies roughly parallel to the large-scale field (or perpendicular to the filament), while that in K04169 lies roughly perpendicular to the large-scale field (or roughly parallel to the filament). The field direction in Miz-8b lies roughly halfway between the other two, albeit with a larger standard deviation in B -field orientations (35° ; see Table 2). Hence, we see that the core-scale B -field, in a set of cores spanning $\sim 6'$, or ~ 0.25 pc, appears to be rather complex.

Furthermore, we observe a good alignment between the core B -field ($\sim 48^\circ$) and outflows ($\sim 33^\circ$) in K04166 (Figures 2 and 3(d)), consistent with studies by Davidson et al. (2011) and Chapman et al. (2011). In contrast, we see a misalignment between the core mean B -field ($\sim 121^\circ$) and the outflows ($\sim 58^\circ$) in K04169 (Figures 2 and 3(e)), in accordance with studies by Hull et al. (2013, 2014), Hull & Zhang (2019), and Yen et al. (2021). Despite the fact that these two cores lie within ~ 0.25 pc of each other, they exhibit different B -field/outflow orientations.

3.2. B -field Strength

Based on the assumption that turbulence-induced Alfvén waves can distort B -field orientations, the plane-of-the-sky component of the B -field strength (B_{pos}) can be estimated using the Davis–Chandrasekhar–Fermi relation (DCF method; Davis 1951; Chandrasekhar & Fermi 1953),

$$B_{\text{pos}} \simeq Q \sqrt{4\pi \mu m_{\text{H}} n_{\text{H}_2} \left(\frac{\delta_{\text{VNT}}}{\delta_\theta} \right)}, \quad (1)$$

where n_{H_2} is the gas number density, δ_{VNT} is the nonthermal gas velocity dispersion, and δ_θ is the dispersion in polarization angles about the mean B -field orientation. Here Q is a factor accounting for line-of-sight and beam dilution effects, which we take as 0.5 based on studies using synthetic polarization maps generated from numerically simulated clouds (Ostriker et al. 2001). This suggests

Table 2
Various Parameters for K04166, K04169, and Miz-8b

No.	Parameter	K04166	K04169	Miz-8b
Weighted Mean B -field Orientation along with Various Offset PAs				
1	No. of B -field segments	8	10	4
2	Weighted mean B -field orientation ($\bar{\theta}_{\text{core},B} \pm \epsilon_{\bar{\theta}_{\text{core},B}}$; deg) ^{a,b}	48 ± 2	121 ± 2	158 ± 4
3	Angular dispersion (δ_{θ} ; deg)	18 ± 4	20 ± 3	35 ± 7
4	Standard deviation in $\theta_{\text{core},B}$ (deg) ^b	20	33	35
5	PA of core major axis (θ_{core} ; deg) ^c	127 ± 20	126 ± 16	119 ± 30
6	$ \bar{\theta}_{\text{core},B} - \theta_B^{\text{largescale}} $ (deg) ^d	19	88	51
7	$ \bar{\theta}_{\text{core},B} - \theta_{\text{core}} $ (deg)	79	5	39
Core Dimensions, Mass, Column and Number Densities, etc.				
1	Semimajor axis (a) (pc)	0.032 ± 0.005	0.036 ± 0.006	0.029 ± 0.010
2	Semiminor axis (b) (pc)	0.024 ± 0.003	0.025 ± 0.005	0.023 ± 0.005
3	Effective radius (R_{eff}) (pc) ^e	0.028 ± 0.003	0.030 ± 0.004	0.026 ± 0.005
4	Median dust temperature (T_d) (K) ^f	12.2 ± 0.4	12.2 ± 0.8	10.9 ± 0.2
5	Integrated flux (F_{ν}) (mJy)	1564	1969	516
6	Mass (M) (M_{\odot})	0.55 ± 0.28	0.69 ± 0.36	0.22 ± 0.11
7	Column density ($N(\text{H}_2)$) × 10 ²¹ (cm ⁻²)	10 ± 6	11 ± 6	5 ± 3
8	Number density ($n(\text{H}_2)$) × 10 ⁴ (cm ⁻³)	9 ± 5	9 ± 6	5 ± 4
B -field Strength and Magnetic and Turbulent Pressures, etc.				
1	B -field strength (using DCF method) (μG)	38 ± 14	44 ± 16	12 ± 5
2	B -field pressure (P_B ; × 10 ⁻¹⁰ dyn cm ⁻²)	0.6 ± 0.4	0.8 ± 0.6	0.06 ± 0.05
3	Turbulent pressure (P_{turb} ; × 10 ⁻¹⁰ dyn cm ⁻²)	0.4 ± 0.3	0.7 ± 0.5	0.2 ± 0.1
4	P_B/P_{turb}	1.3 ± 1.3	1.0 ± 1.0	0.3 ± 0.4
5	Mass-to-flux ratio criticality ($\lambda = (M/\phi)/(M/\phi)_{\text{crit}}$)	0.7 ± 0.4	1.4 ± 1.0	3 ± 2
6	Alfvén velocity (V_A ; km s ⁻¹)	0.17 ± 0.09	0.21 ± 0.12	0.07 ± 0.04
7	Alfvénic Mach number (M_A)	1.1 ± 0.6	1.2 ± 0.7	2 ± 1
Energy Parameters				
1	p	0.27	0.27	0.27
2	Rotational energy E_{rot} (× 10 ⁴¹ erg)	0.02	0.1	0.01
3	Magnetic energy E_{mag} (× 10 ⁴¹ erg)	2	3	0.1
4	$E_{\text{rot}}/E_{\text{mag}}$	0.01	0.04	0.05
Various PAs				
1	Core minor axis PA (deg)	~37	~36	~29
2	Outflow PA (deg) ^g	~33	~58	...
3	Core θ_G (deg; from W to N) ^h	-169	-144	93
4	Core θ_G (deg; from N to E) ⁱ	101	126	3
5	PA of the core rotation axis (deg; from N to E) ⁱ	11	36	93

Notes.

^a While estimating $\bar{\theta}_{\text{core},B}$, one B -field segment associated with K04169, with PA ~ 37°, was ignored, as it belongs to another condensation to the south of K04169. Similarly, two segments associated with Miz-8b, with PAs of 24° and 63°, were ignored, as they fall in the core boundary and do not represent the B -field orientation in Miz-8b. These ignored segments are, within 30°, parallel to the large-scale B -field (with a PA of 29°).

^b We also cross-check the $\bar{\theta}_{\text{core},B}$ and corresponding standard deviation values against the circular mean and circular standard deviation values (Doi et al. 2020; see their Appendix C), which are estimated to be 51° ± 19°, 121° ± 21°, and 158° ± 35° for K04166, K04169, and Miz-8b, respectively. These values are quite consistent with the quoted weighted mean and standard deviations.

^c Here θ_{core} is the PA of the major axis of the core obtained by fitting an ellipse to the 13 mJy beam⁻¹ POL-2 Stokes I contours of the cores.

^d Here $\theta_B^{\text{largescale}}$ is the mean large-scale mean B -field orientation (29°; Table B1).

^e $R_{\text{eff}} = \sqrt{ab}$.

^f Based on the HGBS column density map.

^g The PA of the outflows is determined based on the midline that passes through the center of the bipolar cones. The outflow data are from Tokuda et al. (2020; see also Ohashi et al. 1997).

^h The core θ_G is based on the total velocity gradient derived from N₂H⁺ data (Punanova et al. 2018). The negative sign corresponds to the angle in the clockwise direction from W to S (see Table B.1 of Punanova et al. 2018).

ⁱ The core θ_G and PA of the core rotation are perpendicular to each other.

that without this correction factor, the DCF-measured B -field strength is overestimated by a factor of 2 when the angular dispersion in the B -field is $\leq 25^\circ$.

As illustrated in Appendix C, we have used the 850 μm Stokes I map to extract core dimensions, column and number densities, and masses. To quantify the nonthermal velocity

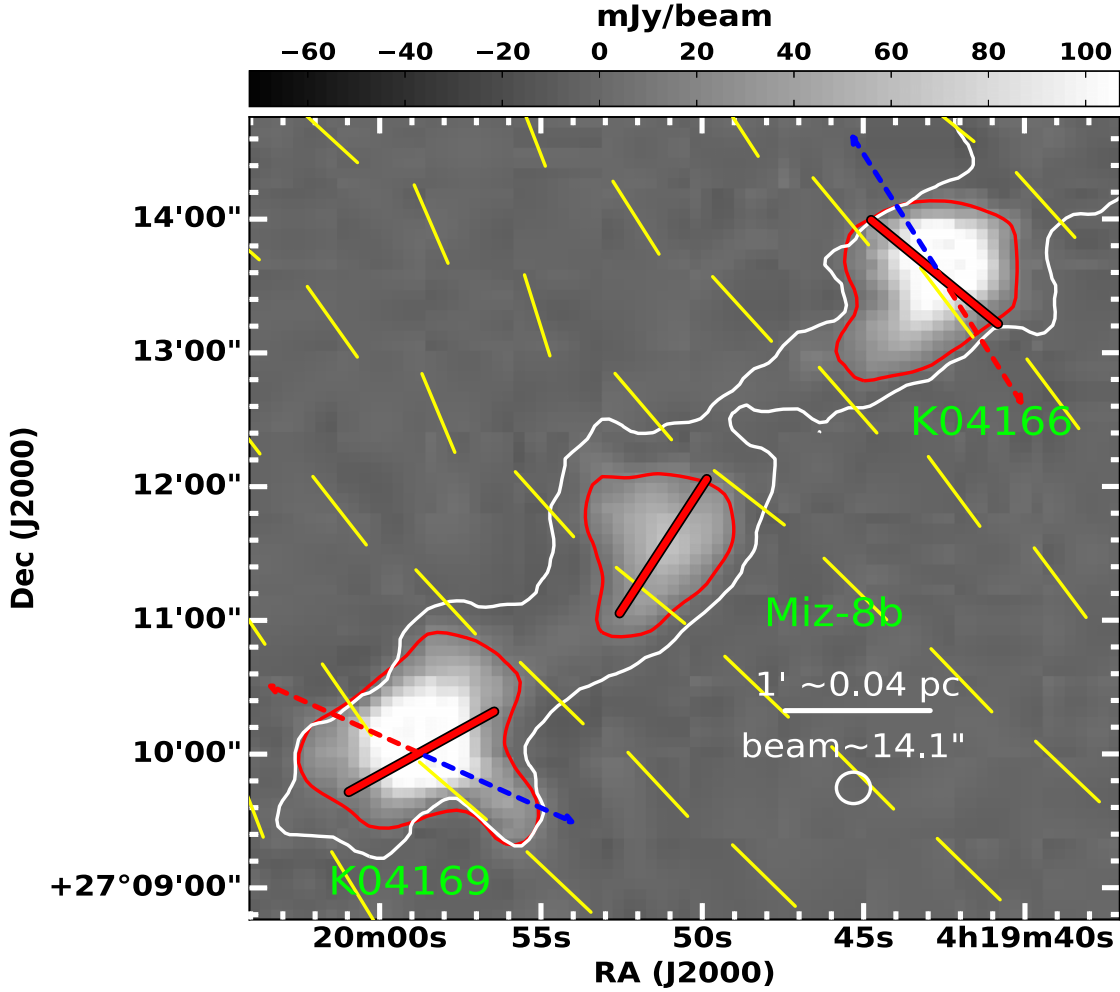


Figure 2. Same as Figure 1(b) but now we only show the mean B -field orientation in the three cores K04166, Miz-8b, and K04169, based on the weighted mean of the PAs we measure. The blue and red dashed arrows denote the protostellar outflows (lengths are not to scale) emanating from K04166 and K04169. The red contour around each core is drawn at $I = 13 \text{ mJy beam}^{-1}$, corresponding to 10σ in total intensity. The large-scale B -field morphology, as determined from the oversampled Planck $850 \mu\text{m}$ polarization data (pixel size $1'$), is shown as yellow segments. The white contour is as described in Figure 1(b).

dispersion induced by the turbulence, we estimated the average velocity dispersion ($\delta_{V_{\text{LSR}}}$) from archival N_2H^+ (1–0) data (Punanova et al. 2018)⁹² obtained using the IRAM 30 m telescope. The spatial and velocity resolutions of the N_2H^+ data are $26''.5$ and 0.063 km s^{-1} , respectively. The thermal contributions to the observed velocity dispersions (δ_{V_T}) are estimated (based on the mean dust temperatures of the cores given in Table 2). These components are quadratically subtracted from the observed velocity dispersions ($\delta_{V_{\text{LSR}}}$) to obtain nonthermal velocity dispersions ($\delta_{V_{\text{NT}}}$). The angular dispersion in the B -field is calculated using the relation for the inverse variance-weighted standard deviation of the B -field (e.g., Wang et al. 2020). These estimated parameters are listed in Table 2.

Using Equation (1) and the parameters listed above, the B -field strength is estimated to be $38 \pm 14 \mu\text{G}$ for K04166, $44 \pm 16 \mu\text{G}$ for K04169, and $12 \pm 5 \mu\text{G}$ for Miz-8b. Since the majority of the B -field segments in K04166 and K04169 are confined to the core radii of $\sim 20''$ – $50''$, the B -field strengths in these cores are mainly valid to the core envelopes. Further, we caution here that the B -field strength of Miz-8b could be highly

uncertain because of the limited number of B -field segments, and hence the larger angular dispersion, used in the DCF method. The current estimations are similar to the B -field strengths of ~ 10 – $100 \mu\text{G}$ estimated in relatively unperturbed low-mass star-forming regions (Crutcher et al. 2004; Chapman et al. 2011; Crutcher 2012) and 2 orders of magnitude less than the $\sim 1 \text{ mG}$ values estimated in massive star-forming regions (e.g., Curran & Chrysostomou 2007; Hildebrand et al. 2009; Pattle et al. 2017; Liu et al. 2020).

We can use our estimated B -field strength to infer the dynamic state and physical properties of the cores (see Table 2). First, we estimate the magnetic and turbulent pressures using the relations $P_B = B^2/8\pi$ and $P_{\text{turb}} = \rho\delta_{\text{NT}}^2$, respectively. Second, we estimate the Alfvénic Mach number using the relation $M_A = \sqrt{3} \left(\frac{\delta_{\text{NT}}}{V_A} \right)$, where Alfvén velocity $V_A = \frac{B_{\text{los}}}{\sqrt{4\pi\rho}}$ (where $\rho = n_{\text{H}_2} \mu m_{\text{H}}$). Third, we use the mass-to-magnetic flux ratio to infer how important the B -field is in comparison to gravity. We measure the mass-to-flux ratio in units of the critical value, as described in Appendix D. Finally, we estimate the rotational energy of each core to determine how rotation may influence the B -field in Appendix E. The derived energy values, along with all other parameters, are listed in Table 2.

⁹² The data can be found at <http://cdsarc.u-strasbg.fr/ftp/J/A+A/617/A27/fits/>.

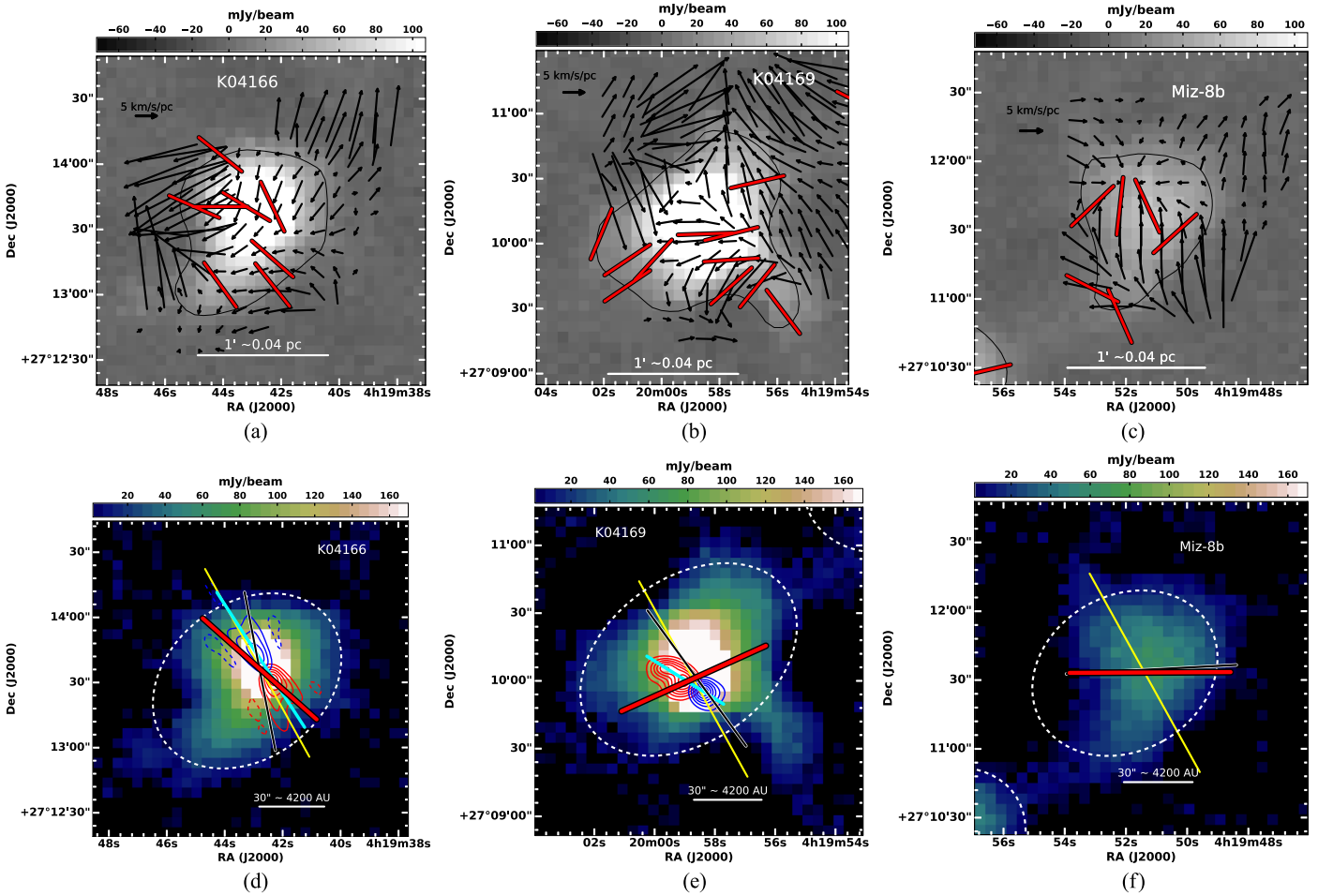


Figure 3. (Top panels) Velocity gradient maps for (a) K04166, (b) K04169, and (c) Miz-8b. The length and angle of each black arrow correspond to the magnitude and direction, respectively, of the local velocity gradient. A reference arrow with units of kilometers per second per parsec is shown on each plot. Red segments show the B -field orientations from Figure 1(b). (Bottom panels) Weighted mean B -field geometry (thick red segments; same as Figure 2) in the cores of (d) K04166, (e) K04169, and (f) Miz-8b, overlaid on the Stokes I map (color scale). The large-scale Planck mean B -field direction is shown as a yellow segment on each core. Red and blue contours show the redshifted and blueshifted ^{12}CO (2–1) emission tracing the bipolar outflow in the center of each core. These were obtained with the ALMA 7 m array by Tokuda et al. (2020). The cyan line denotes the mean PA of each outflow (33° for K04166 and 58° for K04169). The thin black line represents the PA of the core rotation axis. The integrated velocity ranges are -10 to 0 and 10 to 20 km s^{-1} for the blue- and redshifted outflows of K04166 and -5 to 4 and 11 to 17 km s^{-1} for the blue- and redshifted outflows of K04169. The lowest and subsequent contour steps are 0.4 and 1.2 K km s^{-1} , respectively. The angular resolution of the ALMA data is $6.8'' \times 6.5''$.

4. Discussion

Since the two protostellar cores, K04166 and K04169, are at a similar evolutionary stage and share similar characteristics (see Table 2), we discuss their energy parameters and gas kinematics with reference to the differences in B -field morphology in Section 4.1. These aspects for the prestellar core Miz-8b are addressed in Section 4.2.

4.1. K04166 and K04169

The magnetic-to-turbulent pressure ratio is seen to be ~ 1 in both cores (see Table 2). This suggests that the B -field and turbulence are near equilibrium with each other. Equivalently, the Alfvénic Mach number (~ 1) suggests that turbulent motions are trans-Alfvénic. Therefore, turbulent motions are not dominant over, and so do not shape the morphology of, the B -field in these cores. The mean mass-to-flux ratio criticality of the cores, λ , is found to be ~ 1 , suggesting that the core envelopes may be magnetically critical and marginally supported by the B -field. The ratio of rotational to magnetic energy (see Appendix E) is

$E_{\text{rot}}/E_{\text{mag}} \ll 1$, which infers that the core rotational energy is too weak to alter the B -field orientation.

Our analysis indicates that there is an equipartition among magnetic, turbulent, and gravitational energies in the core envelopes of K04166 and K04169. Then the question arises as to why the mean B -field orientations in the two cores are different from each other. We use the morphological correspondence between N_2H^+ velocity gradients and the B -field, as shown in Figures 3(a) and (b), to shed light on this.

The velocity field in K04166 as inferred from the velocity gradient map is well defined, fairly uniform, and almost perpendicular to the B -field segments. This could be interpreted as bulk core rotation, with the angular momentum (or core rotation axis with PA $\sim 11^\circ$) being parallel to the B -field direction. In addition, the outflow is well collimated and exhibits extremely high velocity components (Wang et al. 2014), suggesting a possible role of the B -field in channeling the outflow and transporting energy and angular momentum away from the rotating circumstellar disk. The PAs of the core (and filament) minor axis ($\sim 37^\circ$), core rotation axis ($\sim 11^\circ$), and bipolar outflows ($\sim 33^\circ$) are all roughly aligned with both $\theta_{\text{core},B}$ (48°) and $\theta_B^{\text{large-scale}}$ (29°) to within $\sim 30^\circ$, as

shown in Figure 3(d). This strong geometrical correspondence suggests that the B -field, which is inherited from the large-scale uniform B -field, has played a significant role in core evolution by allowing gas contraction along field lines to form the core, subsequently governing its collapse via ambipolar diffusion, and finally collimating the outflows. These signatures are in accordance with the paradigm of the low-mass star formation process driven by ambipolar diffusion in K04166. However, we could not trace an hourglass morphology in the inner core (radii $<20''$ or <2800 au) due to limited resolution ($14.''1 \sim 2000$ au).

On the other hand, the velocity gradient map in K04169 appears to be rather complex and displays two converging flows, from the northeast and the southwest (Figure 3(b)). Counterrotation between the disk and the envelope in K04169 is also reported (Takakuwa et al. 2018). We see that the core mean B -field ($\bar{\theta}_{\text{core},B} \sim 121^\circ$) is nearly aligned parallel to the mean orientation of the velocity gradient ($\theta_G \sim 126^\circ$; see Table 2). We suggest that this complex gas flow might have altered the B -field from being parallel to the core minor axis in the earlier stage to the current perpendicular configuration in K04169. This might have also caused the misalignment of the outflows (PA $\sim 58^\circ$), core rotation axis (PA $\sim 36^\circ$), and core minor axis (PA $\sim 36^\circ$) with $\bar{\theta}_{\text{core},B}$, as shown in Figure 3(e) (see Table 2 for more details).

4.2. Miz-8b

Unlike K04166 and K04169, Miz-8b has a disordered B -field. It has a magnetic-to-turbulent pressure ratio of ~ 0.3 and a Alfvénic Mach number of ~ 2 (see Table 2), which suggests that turbulence is super-Alfvénic and dominates over the B -field. Cores formed in a weakly magnetized, turbulent cloud would have a chaotic B -field configuration because of the dominance of turbulent eddies over structural dynamics and field lines (Stone et al. 1998; Ballesteros-Paredes et al. 1999b; Mac Low & Klessen 2004; Li et al. 2014). We suggest that the B -fields in Miz-8b are complex because of the dominance of turbulent flows (Figure 3(c)). As a result, the B -field is decoupled from the large-scale ordered field (Figure 3(f)). Since the inferred B -field strength in Miz-8b is weaker ($12 \pm 5 \mu\text{G}$), it will not support the core against gravity, as the mass-to-flux ratio is found to be supercritical ($\lambda \sim 3$).

5. Summary

We have performed deep dust polarization observations toward the Taurus B213 filament at $850 \mu\text{m}$ using SCUBA-2 and POL-2 on the JCMT as part of the BISTRO survey. We successfully detected polarized signal in and studied in detail the B -field of two protostellar cores (K04166 and K04169) and one prestellar core (Miz-8b) on scales from 2000 au to 0.25 pc. The main findings of this work are as follows.

1. Despite having (i) ordered B -fields on large scales and (ii) quiescent physical conditions and (iii) being formed out of the same natal filament, the three B213 cores exhibit diverse magnetic field properties.
2. Among the three cores, only one, K04166, retains a memory of the large-scale B -field, with a field orientation consistent with those seen on larger scales. The other two cores appear to have decoupled from the large-scale field.
3. Using the DCF method, we estimate the B -field strengths in K04166, K04169, and Miz-8b to be 38 ± 14 , 44 ± 16 , and $12 \pm 5 \mu\text{G}$, respectively. The associated magnetic energies are in equipartition with both turbulent and gravitational energies in the core envelopes of K04166 and K04169

while being much smaller than the turbulent energy in the core of Miz-8b.

4. Based on the correlation between the PAs of the core-scale B -field, the large-scale field, the minor axis of the core, outflows, and the core rotation axis, we suggest that the formation and evolution of K04166 are regulated by the B -field, consistent with the paradigm of low-mass star formation via ambipolar diffusion. However, as revealed by their complex velocity fields, the evolution of the other two cores, K04169 and Miz-8b, could be regulated by converging accretion flows and turbulent motions, respectively.

We suggest that cores formed in a magnetically regulated molecular cloud may not necessarily retain a memory of the large-scale B -field of the cloud in which they form. Instead, localized differences in gas kinematics, which probably arise due to gas inflows onto the filament, can affect the role of the B -field in the star formation process and the subsequent properties of the forming systems.

We thank the referee for constructive suggestions that have improved the content and flow of this paper. This work is supported by National Natural Science Foundation of China (NSFC) grant Nos. 11988101, 11725313, and U1931117 and the International Partnership Program of Chinese Academy of Sciences grant No. 114A11KYSB20160008. This work is also supported by Special Funding for Advanced Users, budgeted and administrated by the Center for Astronomical Mega-Science, Chinese Academy of Sciences (CAMS). C.E. thanks Tokuda Kazuki for kindly providing us with the ALMA data on the protostellar outflows. C.E. thanks Sihan Jiao and Yuehui Ma for help with the analyses. K.Q. acknowledges support from the National Natural Science Foundation of China (NSFC) through grant U1731237. C.W.L. is supported by the Basic Science Research Program through the National Research Foundation of Korea (NRF) funded by the Ministry of Education, Science and Technology (NRF-2019R1A2C1010851). N.O. is supported by Ministry of Science and Technology (MOST) grant MOST 109-2112-M-001-051 in Taiwan. C.L.H.H. acknowledges the support of the NAOJ Fellowship and JSPS KAKENHI grants 18K13586 and 20K14527. W.K. was supported by the New Faculty Startup Fund from Seoul National University. D.J. is supported by the National Research Council of Canada and a Natural Sciences and Engineering Research Council of Canada (NSERC) Discovery Grant. A.S. acknowledges support from the NSF through grant AST-1715876. K.H.K. is supported by the center for Women In Science, Engineering and Technology (WISSET) grant funded by the Ministry of Science and ICT (MSIT) under the program for returners into R&D (WISSET-2019-288; WISSET-2020-247). P.N. D and N.B.N. are funded by Vietnam National Foundation for Science and Technology Development (NAFOSTED) under grant number 103.99-2019.368. Y.W.T. acknowledges the grant MOST 108-2112-M-001-004-MY2.

The James Clerk Maxwell Telescope is operated by the East Asian Observatory on behalf of the National Astronomical Observatory of Japan, the Academia Sinica Institute of Astronomy and Astrophysics, the Korea Astronomy and Space Science Institute, and the Center for Astronomical Mega-Science. Additional funding support is provided by the Science and Technology Facilities Council of the United Kingdom and participating universities in the United Kingdom, Canada, and Ireland.

Facility: JCMT.

Appendix A

Polarization Properties: Detection of Weakly Polarized Dust Emission

Figure A1 plots PI versus I for each core, using the selection criterion $I/\sigma_I > 10$ (gray filled circles). In at least

three cores, K04166, Miz-8b, and K04169, and also in the plot showing all of the cores, a slowly increasing trend in PI can be seen up to $I \sim 100$ mJy beam $^{-1}$, beyond which PI remains approximately constant, although there exist fewer data points.

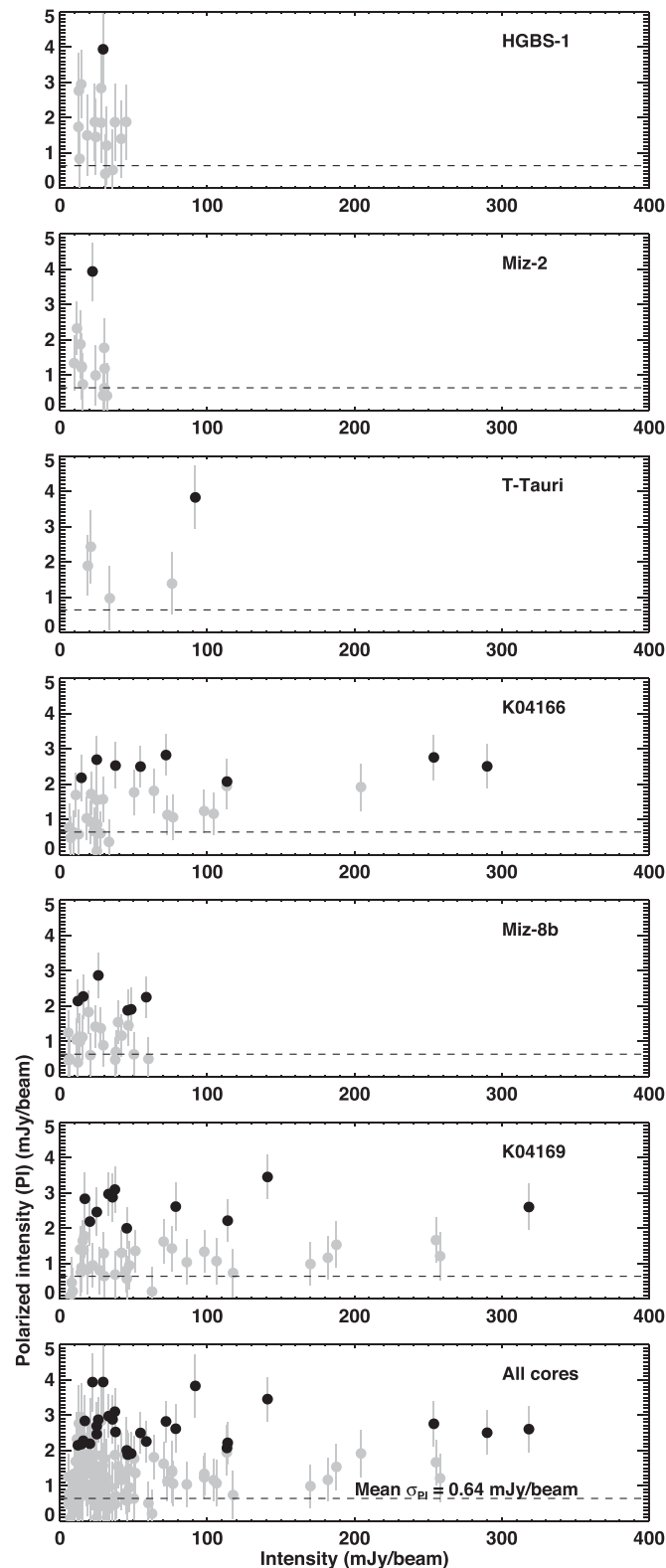


Figure A1. The PI vs. intensity (I) plots for each core and all of the cores combined. The name of the core is stated in each panel. Gray filled circles represent the data satisfying the criterion $I/\sigma_I > 10$, whereas black filled circles denote those satisfying both criteria, $I/\sigma_I > 10$ and $P/\sigma_P \geq 3$. The dashed line represents the median $\sigma_{PI} = 0.64$ mJy beam $^{-1}$ determined from the black filled circles.

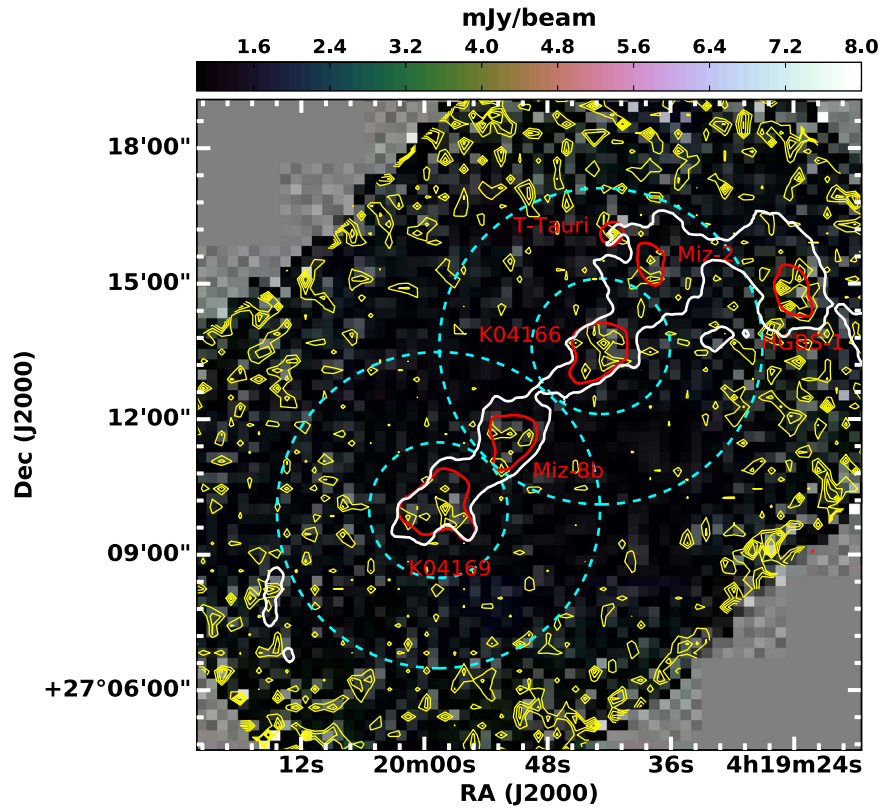


Figure A2. Debiased PI map produced using our POL-2 Stokes Q and U maps of the B213 region. Nonsmoothed PI contours are drawn at $[2, 3, 4] \times \sigma_{PI}$, where σ_{PI} is the rms noise, $\sim 1 \text{ mJy beam}^{-1}$ (estimated using the pixels in a signal-free region of the PI map). The PI is nearly zero in the area surrounding the cores, but within the cores themselves, a clear detection can be seen. Cyan dashed circles mark the areas with diameters of $3'$ and $7'$ around the central positions of the two observed fields. Polarization measurements within the smaller circles, as well as the common area covered by both larger circles, should be useful. Therefore, the measurements of the three cores T Tauri, Miz-2, and HGBS-1 may not be reliable due to the dominance of background noise at their locations. Each of the six cores are labeled.

To extract the reliable data from our POL-2 measurements of the B213 cores, we adopt the selection criteria $I/\sigma_I > 10$ and $P/\sigma_P > 3$, which yield 28 polarization measurements (black filled circles in Figure A1). The resulting median σ_{PI} is $0.64 \text{ mJy beam}^{-1}$. The PI values lie in the range $1.88\text{--}3.94 \text{ mJy beam}^{-1}$, with a median of $2.60 \text{ mJy beam}^{-1}$, whereas I ranges from 13 to $318 \text{ mJy beam}^{-1}$, as shown in Figure A1. The P values lie in the range $0.82\%\text{--}17.8\%$ with a minimum of $\sim 1\%$, median of $\sim 7\%$, and standard deviation of $\sim 5\%$. Above the 3σ level in PI, a clear detection of PI

(yellow contours) within the core boundaries determined from the Stokes I map (red contour at 13 mJy beam^{-1}) can be seen in the PI map, as shown in Figure A2.

Appendix B

B-field at Larger Scales ($\sim 0.2\text{--}2.4 \text{ pc}$) Determined from Optical, NIR, and Planck Polarization Data

In order to compare the core-scale *B*-field (see Section 3.1) with that in the large-scale, low-density surrounding region,

Table B1
Mean B -field Orientations, Determined from Optical, NIR, and Low-resolution Submillimeter (Planck/850 μm) Polarization Observations

Wavelength (1)	Diameter (arcmin) (2)	No. of Stars/Segments (3)	$\theta_B^{\text{largescale}} \pm \sigma$ (deg) (4)	Offset PA (deg) (5)
Optical ^a	60	15	29 ± 14	104
NIR	60	42	37 ± 17	96
Submillimeter (Planck ^b)	60	445	29 ± 17	104

Notes. Here $\theta_B^{\text{largescale}} \pm \sigma$ are the mean and standard deviation values resulting from a Gaussian distribution fitted to the data. Offset PA is the difference in angle between the PA of the B213 filament ($\sim 133^\circ$) and the large-scale mean B -field ($\theta_B^{\text{largescale}}$; column (5)).

^a Two measurements with significant deviation in either P or θ are excluded from the optical data.

^b Pixels with values $< 0.008 K_{\text{CMB}}$ have been excluded from the Planck data in order to prevent randomization of our inferred B -field direction by measurements dominated by noise.

we make use of archival optical, NIR, and Planck/850 μm low-resolution dust polarization data,⁹³ and the B -field morphologies inferred from these data sets are shown in Figure 1. We select the data within 1° of B213; the resulting values of the Gaussian mean and standard deviation in B -field orientation ($\theta_B^{\text{largescale}} \pm \sigma$) are given in Table B1. There exist a significant number of optical/NIR B -field segments around B213; however, NIR polarization measurements are confined to an area to the west of B213 and therefore may not reveal the local B -field of B213. Visual inspection suggests that an optical- and Planck-inferred B -field is ordered. This is confirmed by their mean B -field orientations, which are respectively found to be $29^\circ \pm 14^\circ$ and $29^\circ \pm 17^\circ$. These values are nearly identical, with slightly different standard deviations (see Table B1), whereas NIR polarization data show a curved morphology, which follows the compressed and curved shell of LDN 1495 with a slightly different mean B -field orientation of $37^\circ \pm 17^\circ$. Therefore, to delineate the mean B -field in and around B213, we select the optical and Planck polarization data within 1° of B213, which yielded a mean orientation of 29° . This large-scale, coherent B -field ($\theta_B^{\text{largescale}}$) with a mean orientation of 29° spans spatial scales from ~ 0.2 pc ($\sim 5'$ resolution of Planck) to ~ 2.4 pc (1° area around B213).

Appendix C Geometries, Effective Radii, Masses, and Column and Number Densities of B213 Cores

To estimate various energy and pressure terms for the cores, we extract their masses and column and number densities from the POL-2 Stokes I map. For this, core dimensions are obtained by fitting the ellipse function *mpfitellipse.pro* from the Marquardt library to the 10σ Stokes I contours (13 mJy beam^{-1}) of each core. The resulting core dimensions ($a = \text{semimajor}$ and $b = \text{semiminor}$), effective radius ($R_{\text{eff}} = \sqrt{ab}$), and PA in degrees east of north are given in Table 2.

The integrated fluxes (F_ν) and median dust temperatures (T_d ; from the Herschel Gould Belt Survey (HGBS) temperature map) over the core are used to estimate core masses using the

relation (Hildebrand 1983)

$$M = \frac{F_\nu D^2}{B_\nu(T_d) \kappa_\nu}, \quad (\text{C1})$$

where $D = 140$ pc is the distance of B213, $\kappa_\nu = 0.0125 \text{ cm}^2 \text{ g}^{-1}$ (e.g., Johnstone et al. 2017) is the dust mass opacity, and $B_\nu(T_d)$ is the Planck function for a blackbody at temperature T_d . The uncertainty in mass is estimated by propagating the standard deviation in T_d , 10% of the value of F_ν as the flux calibration uncertainty of SCUBA-2 (Dempsey et al. 2013), and a 50% uncertainty in dust mass opacity (e.g., Roy et al. 2014).

The column and number densities of the cores are estimated using the following relations:

$$N(\text{H}_2) = \frac{M}{\mu m_{\text{H}} \pi R_{\text{eff}}^2} \quad (\text{C2})$$

and

$$n(\text{H}_2) = \frac{3M}{4\mu m_{\text{H}} \pi R_{\text{eff}}^3}. \quad (\text{C3})$$

Estimated masses and column and number densities and their corresponding uncertainties are given along with T_d and F_ν values in Table 2.

Appendix D Mass-to-flux Ratio Criticality

To infer the importance of the B -field with respect to the gravity, we estimate the mass-to-magnetic flux ratio in units of the critical value (hereafter mass-to-flux ratio criticality) using the following relation (Crutcher et al. 2004; Chapman et al. 2011),

$$\lambda = \frac{(M/\phi)}{(M/\phi)_{\text{crit}}} = 7.6 N_{\parallel}(\text{H}_2)/B_{\text{tot}}, \quad (\text{D1})$$

where $N_{\parallel}(\text{H}_2)$ is the mean column density ($N(\text{H}_2)_{\text{POL2}}$) in units of 10^{21} cm^{-2} along the magnetic flux tube, and B_{tot} is the total B -field strength in μG . The critical mass-to-flux ratio, $(M/\phi)_{\text{crit}} = 1/\sqrt{4\pi^2 G}$ (Nakano & Nakamura 1978), corresponds to the stability criterion for an isothermal gaseous layer threaded by a perpendicular B -field. A cloud region with $(M/\phi) > (M/\phi)_{\text{crit}}$, i.e., $\lambda > 1$, will collapse under its own gravity, so such a cloud is considered to be supercritical. A cloud with $\mu < 1$ will be in a subcritical state because of the significant support rendered by the

⁹³ Planck 353 GHz (850 μm) dust continuum polarization data, comprising Stokes I , Q , and U maps for the B213 region, have been extracted from the Planck Public Data Release 2 of Multiple Frequency Cutout Visualization (PR2 Full Mission Map with PCCS2 Catalog: <https://irsa.ipac.caltech.edu/applications/planck/>). The data have been reduced using the standard procedures described by Planck Collaboration et al. (2015, 2016b), Soler et al. (2016), Baug et al. (2020), and references therein.

B -field. Taking the mean $N(\text{H}_2) = N_{\parallel}(\text{H}_2)$ as $(10 \pm 6) \times 10^{21}$, $(11 \pm 6) \times 10^{21}$, and $(5 \pm 3) \times 10^{21} \text{ cm}^{-2}$ and $B = B_{\text{tot}}$ as 38 ± 17 , 48 ± 22 , and $12 \pm 5 \mu\text{G}$, we estimate μ values of 2 ± 1 , 2 ± 1 , and 3 ± 2 for K04166, K04169, and Miz-8b, respectively.

However, considering (i) the projection effects between $N_{\parallel}(\text{H}_2)/B_{\text{tot}}$ and the actual measured $N(\text{H}_2)/B_{\parallel}$ (where B_{\parallel} is the plane-of-the-sky B -field strength), (ii) the B -field being perpendicular to the core elongation in the case of an oblate spheroid or parallel to the core elongation in the case of a prolate spheroid, and (iii) the assumption that the B -field is randomly oriented with respect to the line of sight, the actual value of μ becomes $(1/3)\lambda_{\text{obs}}$ for K04166, as the mean B -field is perpendicular to the core major axis, and $(3/4)\lambda_{\text{obs}}$ for K04169, as the mean B -field is parallel to the major axis (Planck Collaboration et al. 2016a; see their Appendix D.4⁹⁴). No correction was applied on the λ value of Miz-8b because of the misalignment between the mean B -field and core major axis. Therefore, the resulting λ values are 0.7 ± 0.5 , 1.4 ± 1.0 , and 3 ± 1 , which are given in Table 2.

Appendix E

Ratio of Magnetic-to-rotational Energy

By assuming that the cores are uniform density spheres, we measure the rotational and magnetic energies using the following relations (see Wurster & Lewis 2020):

$$E_{\text{rot}} = \frac{pMR^2\Omega^2}{5} \quad (\text{E1})$$

and

$$E_{\text{mag}} = \frac{B^2V}{8\pi}. \quad (\text{E2})$$

In Equation (E1), the correction factor, $p = \frac{2(3-\mathcal{A})}{3(5-\mathcal{A})} = 0.27$ (where \mathcal{A} is the power index in the density distribution of the form $\rho \propto r^{-\mathcal{A}}$ and we consider $\mathcal{A} = 1.6$), accounts for the density distribution in the sphere (see Xu et al. 2020 for more details). We use the effective radii $R = R_{\text{eff}} = \sqrt{ab}$ (where $a = \text{semimajor axis}$ and $b = \text{semiminor axis}$), and the volume of the core $V = (4/3)\pi R_{\text{eff}}^3$. Here Ω is the angular velocity or magnitude of the velocity gradient of the core measured from the N_2H^+ data and is found to be $2.05 \pm 0.02 \text{ km s}^{-1} \text{ pc}^{-1}$ for K04166, $3.86 \pm 0.04 \text{ km s}^{-1} \text{ pc}^{-1}$ for K04169, and $1.88 \pm 0.02 \text{ km s}^{-1} \text{ pc}^{-1}$ for Miz-8b (Punanova et al. 2018; see their Table B.2). Here M is the mass of the cores (see Appendix C). The derived energy values and their ratios are given in Table 2.

Appendix F

Morphological Correlation between the B -field and the Gradients of Velocity

We model the observed line-of-sight centroid velocities of N_2H^+ (V_{LSR} , km s^{-1}) and the corresponding offset length scales in sky coordinates (R.A. (Δ_{α} in pc) and decl. (Δ_{δ} in pc)) around each pixel in terms of velocity gradients in R.A. ($\nabla_{V_{\alpha}}$, $\text{km s}^{-1} \text{ pc}^{-1}$) and decl. ($\nabla_{V_{\delta}}$, $\text{km s}^{-1} \text{ pc}^{-1}$) and the constant

systematic velocity of that reference pixel (V_0 , km s^{-1}) using a first-degree bivariate polynomial of the form (Goodman et al. 1993; Henshaw et al. 2016; Sokolov et al. 2018)

$$V_{\text{LSR}} = V_0 + \nabla_{V_{\alpha}}\Delta_{\alpha} + \nabla_{V_{\delta}}\Delta_{\delta}. \quad (\text{F1})$$

We have used the IDL algorithm *mpfit* to perform weighted, nonlinear, minimum χ^2 fitting to constrain the velocity gradients $\nabla_{V_{\alpha}}$ and $\nabla_{V_{\delta}}$ and their corresponding uncertainties. These are further used to derive the magnitude (\mathcal{G}) and direction ($\Theta_{\mathcal{G}}$) of the velocity gradients using the following relations:

$$\mathcal{G} \equiv |\nabla_V| = \sqrt{\nabla_{V_{\alpha}}^2 + \nabla_{V_{\delta}}^2} \quad (\text{F2})$$

and



$$\Theta_{\mathcal{G}} = \arctan\left(\frac{\nabla_{V_{\alpha}}}{\nabla_{V_{\delta}}}\right). \quad (\text{F3})$$

We considered at least six adjacent pixels lying within the beam size of the IRAM 30 m telescope for N_2H^+ (1–0), $26''5$, around each pixel when the fitting was performed. In addition, we estimated the uncertainties in the velocity gradients using Equation (2) of Punanova et al. (2018). These were used as weights while performing the weighted fits. The top panels of Figure 3 show velocity gradients superimposed on the POL-2 Stokes I maps of K04166, K04169, and Miz-8b.

ORCID iDs

Chakali Eswaraiah  <https://orcid.org/0000-0003-4761-6139>
 Ray S. Furuya  <https://orcid.org/0000-0003-0646-8782>
 Tetsuo Hasegawa  <https://orcid.org/0000-0003-1853-0184>
 Derek Ward-Thompson  <https://orcid.org/0000-0003-1140-2761>
 Keping Qiu  <https://orcid.org/0000-0002-5093-5088>
 Nagayoshi Ohashi  <https://orcid.org/0000-0003-0998-5064>
 Kate Pattle  <https://orcid.org/0000-0002-8557-3582>
 Sarah Sadavoy  <https://orcid.org/0000-0001-7474-6874>
 Charles L. H. Hull  <https://orcid.org/0000-0002-8975-7573>
 David Berry  <https://orcid.org/0000-0001-6524-2447>
 Yasuo Doi  <https://orcid.org/0000-0001-8746-6548>
 Tao-Chung Ching  <https://orcid.org/0000-0001-8516-2532>
 Shih-Ping Lai  <https://orcid.org/0000-0001-5522-486X>
 Jia-Wei Wang  <https://orcid.org/0000-0002-6668-974X>
 Patrick M. Koch  <https://orcid.org/0000-0000-0003-2777-5861>
 Jungmi Kwon  <https://orcid.org/0000-0003-2815-7774>
 Woojin Kwon  <https://orcid.org/0000-0003-4022-4132>
 Pierre Bastien  <https://orcid.org/0000-0002-0794-3859>
 Doris Arzoumanian  <https://orcid.org/0000-0002-1959-7201>
 Simon Coudé  <https://orcid.org/0000-0002-0859-0805>
 Archana Soam  <https://orcid.org/0000-0002-6386-2906>
 Lapo Fanciullo  <https://orcid.org/0000-0001-9930-9240>
 Hsi-Wei Yen  <https://orcid.org/0000-0003-1412-893X>
 Junhao Liu  <https://orcid.org/0000-0002-4774-2998>
 Thiem Hoang  <https://orcid.org/0000-0003-2017-0982>
 Wen Ping Chen  <https://orcid.org/0000-0003-0262-272X>
 Yoshito Shimajiri  <https://orcid.org/0000-0001-9368-3143>
 Tie Liu  <https://orcid.org/0000-0002-5286-2564>
 Zhiwei Chen  <https://orcid.org/0000-0003-0849-0692>
 Hua-bai Li  <https://orcid.org/0000-0003-2641-9240>
 A-Ran Lyo  <https://orcid.org/0000-0002-9907-8427>
 Jihye Hwang  <https://orcid.org/0000-0001-7866-2686>
 Doug Johnstone  <https://orcid.org/0000-0002-6773-459X>

⁹⁴ In order to correct the estimated mass-to-flux ratio (in critical units) for projection effects, a factor of 1/2 is valid for a spheroid cloud, 1/3 for an oblate spheroid flattened perpendicular to the B -field, and 3/4 for a prolate spheroid elongated along the B -field.

Ramprasad Rao  <https://orcid.org/0000-0002-1407-7944>
 Nguyen Bich Ngoc  <https://orcid.org/0000-0002-5913-5554>
 Pham Ngoc Diep  <https://orcid.org/0000-0002-2808-0888>
 Steve Mairs  <https://orcid.org/0000-0002-6956-0730>
 Harriet Parsons  <https://orcid.org/0000-0002-6327-3423>
 Motohide Tamura  <https://orcid.org/0000-0002-6510-0681>
 Mehrnoosh Tahani  <https://orcid.org/0000-0001-8749-1436>
 Hwei-Ru Vivien Chen  <https://orcid.org/0000-0002-9774-1846>
 Fumitaka Nakamura  <https://orcid.org/0000-0001-5431-2294>
 Hiroko Shinnaga  <https://orcid.org/0000-0001-9407-6775>
 Ya-Wen Tang  <https://orcid.org/0000-0002-0675-276X>
 Jungyeon Cho  <https://orcid.org/0000-0003-1725-4376>
 Chang Won Lee  <https://orcid.org/0000-0002-3179-6334>
 Shu-ichiro Inutsuka  <https://orcid.org/0000-0003-4366-6518>
 Kazunari Iwasaki  <https://orcid.org/0000-0002-2707-7548>
 Lei Qian  <https://orcid.org/0000-0003-0597-0957>
 Jinjin Xie  <https://orcid.org/0000-0002-2738-146X>
 Hong-Li Liu  <https://orcid.org/0000-0003-3343-9645>
 Chuan-Peng Zhang  <https://orcid.org/0000-0002-4428-3183>
 Jianjun Zhou  <https://orcid.org/0000-0003-0356-818X>
 Philippe André  <https://orcid.org/0000-0002-3413-2293>
 Sheng-Yuan Liu  <https://orcid.org/0000-0003-4603-7119>
 Xing Lu  <https://orcid.org/0000-0003-2619-9305>
 Tyler L. Bourke  <https://orcid.org/0000-0001-7491-0048>
 Do-Young Byun  <https://orcid.org/0000-0003-1157-4109>
 David Eden  <https://orcid.org/0000-0002-5881-3229>
 Brenda Matthews  <https://orcid.org/0000-0003-3017-9577>
 Laura M. Fissel  <https://orcid.org/0000-0002-4666-609X>
 Kee-Tae Kim  <https://orcid.org/0000-0003-2412-7092>
 Chin-Fei Lee  <https://orcid.org/0000-0002-3024-5864>
 Jongsoo Kim  <https://orcid.org/0000-0002-1229-0426>
 Tae-Soo Pyo  <https://orcid.org/0000-0002-3273-0804>
 Antonio Chrysostomou  <https://orcid.org/0000-0002-9583-8644>
 Eun Jung Chung  <https://orcid.org/0000-0003-0014-1527>
 Le Ngoc Tram  <https://orcid.org/0000-0002-6488-8227>
 Erica Franzmann  <https://orcid.org/0000-0003-2142-0357>
 Per Friberg  <https://orcid.org/0000-0002-8010-8454>
 Rachel Friesen  <https://orcid.org/0000-0001-7594-8128>
 Gary Fuller  <https://orcid.org/0000-0001-8509-1818>
 Tim Gledhill  <https://orcid.org/0000-0002-2859-4600>
 Sarah Graves  <https://orcid.org/0000-0001-9361-5781>
 Matt Griffin  <https://orcid.org/0000-0002-0033-177X>
 Qilao Gu  <https://orcid.org/0000-0002-2826-1902>
 Jennifer Hatchell  <https://orcid.org/0000-0002-4870-2760>
 Martin Houde  <https://orcid.org/0000-0003-4420-8674>
 Koji Kawabata  <https://orcid.org/0000-0001-6099-9539>
 Il-Gyo Jeong  <https://orcid.org/0000-0002-5492-6832>
 Ji-hyun Kang  <https://orcid.org/0000-0001-7379-6263>
 Sung-ju Kang  <https://orcid.org/0000-0002-5004-7216>
 Miju Kang  <https://orcid.org/0000-0002-5016-050X>
 Akimasa Kataoka  <https://orcid.org/0000-0003-4562-4119>
 Francisca Kemper  <https://orcid.org/0000-0003-2743-8240>
 Mark Rawlings  <https://orcid.org/0000-0002-6529-202X>
 Jonathan Rawlings  <https://orcid.org/0000-0001-5560-1303>
 John Richer  <https://orcid.org/0000-0002-9693-6860>
 Andrew Rigby  <https://orcid.org/0000-0002-3351-2200>
 Giorgio Savini  <https://orcid.org/0000-0003-4449-9416>
 Anna Scaife  <https://orcid.org/0000-0002-5364-2301>
 Gwanjeong Kim  <https://orcid.org/0000-0003-2011-8172>
 Kyoung Hee Kim  <https://orcid.org/0000-0001-9597-7196>
 Mi-Ryang Kim  <https://orcid.org/0000-0002-1408-7747>
 Florian Kirchschlager  <https://orcid.org/0000-0002-3036-0184>

Jason Kirk  <https://orcid.org/0000-0002-4552-7477>
 Masato I. N. Kobayashi  <https://orcid.org/0000-0003-3990-1204>
 Vera Konyves  <https://orcid.org/0000-0002-3746-1498>
 Takayoshi Kusune  <https://orcid.org/0000-0002-9218-9319>
 Kevin Lacaille  <https://orcid.org/0000-0001-9870-5663>
 Chi-Yan Law  <https://orcid.org/0000-0003-1964-970X>
 Sang-Sung Lee  <https://orcid.org/0000-0002-6269-594X>
 Yong-Hee Lee  <https://orcid.org/0000-0001-6047-701X>
 Masafumi Matsumura  <https://orcid.org/0000-0002-6906-0103>
 Gerald Moriarty-Schieven  <https://orcid.org/0000-0002-0393-7822>
 Tetsuya Nagata  <https://orcid.org/0000-0001-9264-9015>
 Takashi Onaka  <https://orcid.org/0000-0002-8234-6747>
 Geumsook Park  <https://orcid.org/0000-0001-8467-3736>
 Xindi Tang  <https://orcid.org/0000-0002-4154-4309>
 Kohji Tomisaka  <https://orcid.org/0000-0003-2726-0892>
 Serena Viti  <https://orcid.org/0000-0001-8504-8844>
 Hongchi Wang  <https://orcid.org/0000-0003-0746-7968>
 Hyunju Yoo  <https://orcid.org/0000-0002-8578-1728>
 Yapeng Zhang  <https://orcid.org/0000-0002-5102-2096>
 Sam Falle  <https://orcid.org/0000-0002-9829-0426>
 Jean-François Robitaille  <https://orcid.org/0000-0001-5079-8573>

References

- Allen, A., Li, Z.-Y., & Shu, F. H. 2003, *ApJ*, 599, 363
 Alves, F. O., Franco, G. A. P., & Girart, J. M. 2008, *A&A*, 486, L13
 André, P., Di Francesco, J., Ward-Thompson, D., et al. 2014, in *Protostars and Planets VI*, ed. H. Beuther et al. (Tucson, AZ: Univ. Arizona Press), 27
 Arthur, S. J., Henney, W. J., Mellema, G., de Colle, F., & Vázquez-Semadeni, E. 2011, *MNRAS*, 414, 1747
 Ballesteros-Paredes, J., Hartmann, L., & Vázquez-Semadeni, E. 1999a, *ApJ*, 527, 285
 Ballesteros-Paredes, J., Vázquez-Semadeni, E., & Scalo, J. 1999b, *ApJ*, 515, 286
 Baug, T., Wang, K., Liu, T., et al. 2020, *ApJ*, 890, 44
 Berry, D. S., Gledhill, T. M., Greaves, J. S., & Jenness, T. 2005, in *ASP Conf. Ser. 343, Astronomical Polarimetry: Current Status and Future Directions*, ed. A. Adamson et al. (San Francisco, CA: ASP), 71
 Bracco, A., Palmeirim, P., André, P., et al. 2017, *A&A*, 604, A52
 Chandrasekhar, S., & Fermi, E. 1953, *ApJ*, 118, 113
 Chapin, E. L., Berry, D. S., Gibb, A. G., et al. 2013, *MNRAS*, 430, 2545
 Chapman, N. L., Goldsmith, P. F., Pineda, J. L., et al. 2011, *ApJ*, 741, 21
 Ching, T.-C., Lai, S.-P., Zhang, Q., et al. 2017, *ApJ*, 838, 121
 Ching, T.-C., Lai, S.-P., Zhang, Q., et al. 2018, *ApJ*, 865, 110
 Coudé, S., Bastien, P., Houde, M., et al. 2019, *ApJ*, 877, 88
 Crutcher, R. M. 2012, *ARA&A*, 50, 29
 Crutcher, R. M., Nutter, D. J., Ward-Thompson, D., & Kirk, J. M. 2004, *ApJ*, 600, 279
 Curran, R. L., & Chrysostomou, A. 2007, *MNRAS*, 382, 699
 Davidson, J. A., Novak, G., Matthews, T. G., et al. 2011, *ApJ*, 732, 97
 Davis, C. J., Chrysostomou, A., Hatchell, J., et al. 2010, *MNRAS*, 405, 759
 Davis, L. 1951, *PhRv*, 81, 890
 Dempsey, J. T., Friberg, P., Jenness, T., et al. 2013, *MNRAS*, 430, 2534
 Doi, Y., Hasegawa, T., Furuya, R. S., et al. 2020, *ApJ*, 899, 28
 Elias, J. H. 1978, *ApJ*, 224, 857
 Eswaraiah, C., Li, D., Samal, M. R., et al. 2020, *ApJ*, 897, 90
 Fiedler, R. A., & Mouschovias, T. C. 1992, *ApJ*, 391, 199
 Fiedler, R. A., & Mouschovias, T. C. 1993, *ApJ*, 415, 680
 Friberg, P., Bastien, P., Berry, D., et al. 2016, *Proc. SPIE*, 9914, 991403
 Friberg, P., Berry, D., Savini, G., et al. 2018, *Proc. SPIE*, 10708, 107083M
 Galli, D., & Shu, F. H. 1993, *ApJ*, 417, 220
 Girart, J. M., Rao, R., & Marrone, D. P. 2006, *Sci*, 313, 812
 Goodman, A. A., Bastien, P., Myers, P. C., & Menard, F. 1990, *ApJ*, 359, 363
 Goodman, A. A., Benson, P. J., Fuller, G. A., & Myers, P. C. 1993, *ApJ*, 406, 528
 Goodman, A. A., Jones, T. J., Lada, E. A., & Myers, P. C. 1992, *ApJ*, 399, 108
 Hartmann, L. 2002, *ApJ*, 578, 914

- Hartmann, L., Ballesteros-Paredes, J., & Bergin, E. A. 2001, *ApJ*, 562, 852
- Heiles, C. 2000, *AJ*, 119, 923
- Henshaw, J. D., Longmore, S. N., Kruijssen, J. M. D., et al. 2016, *MNRAS*, 457, 2675
- Heyer, M. H., Vrba, F. J., Snell, R. L., et al. 1987, *ApJ*, 321, 855
- Hildebrand, R. H. 1983, *QJRAS*, 24, 267
- Hildebrand, R. H., Kirby, L., Dotson, J. L., Houde, M., & Vaillancourt, J. E. 2009, *ApJ*, 696, 567
- Holland, W. S., Bintley, D., Chapin, E. L., et al. 2013, *MNRAS*, 430, 2513
- Hull, C. L. H., Girart, J. M., Tychoniec, Ł., et al. 2017a, *ApJ*, 847, 92
- Hull, C. L. H., Mocz, P., Burkhart, B., et al. 2017b, *ApJL*, 842, L9
- Hull, C. L. H., Plambeck, R. L., Bolatto, A. D., et al. 2013, *ApJ*, 768, 159
- Hull, C. L. H., Plambeck, R. L., Kwon, W., et al. 2014, *ApJS*, 213, 13
- Hull, C. L. H., & Zhang, Q. 2019, *FrASS*, 6, 3
- Johnstone, D., Ciccone, S., Kirk, H., et al. 2017, *ApJ*, 836, 132
- Kenyon, S. J., Calvet, N., & Hartmann, L. 1993, *ApJ*, 414, 676
- Kenyon, S. J., Hartmann, L. W., Strom, K. M., & Strom, S. E. 1990, *AJ*, 99, 869
- Kwon, J., Doi, Y., Tamura, M., et al. 2018, *ApJ*, 859, 4
- Li, H., Griffin, G. S., Krejny, M., et al. 2006, *ApJ*, 648, 340
- Li, H.-b., Dowell, C. D., Goodman, A., Hildebrand, R., & Novak, G. 2009, *ApJ*, 704, 891
- Li, Z.-Y., Krasnopolsky, R., Shang, H., & Zhao, B. 2014, *ApJ*, 793, 130
- Liu, J., Qiu, K., Berry, D., et al. 2019, *ApJ*, 877, 43
- Liu, J., Zhang, Q., Qiu, K., et al. 2020, *ApJ*, 895, 142
- Mac Low, M.-M., & Klessen, R. S. 2004, *RvMP*, 76, 125
- Marsh, K. A., Kirk, J. M., André, P., et al. 2016, *MNRAS*, 459, 342
- McKee, C. F., & Ostriker, E. C. 2007, *ARA&A*, 45, 565
- Mestel, L., & Spitzer, L. J. 1956, *MNRAS*, 116, 503
- Mizuno, A., Onishi, T., Hayashi, M., et al. 1994, *Natur*, 368, 719
- Mocz, P., Burkhart, B., Hernquist, L., McKee, C. F., & Springel, V. 2017, *ApJ*, 838, 40
- Mouschovias, T. C. 1991, *ApJ*, 373, 169
- Mouschovias, T. C., & Spitzer, L. J. 1976, *ApJ*, 210, 326
- Mouschovias, T. C., Tassis, K., & Kunz, M. W. 2006, *ApJ*, 646, 1043
- Nakano, T., & Nakamura, T. 1978, *PASJ*, 30, 671
- Ohashi, N., Hayashi, M., Ho, P. T. P., et al. 1997, *ApJ*, 488, 317
- Ostriker, E. C., Stone, J. M., & Gammie, C. F. 2001, *ApJ*, 546, 980
- Palmeirim, P., André, P., Kirk, J., et al. 2013, *A&A*, 550, A38
- Pattle, K., Lai, S.-P., Di Francesco, J., et al. 2021, *ApJ*, 907, 88
- Pattle, K., Lai, S.-P., Hasegawa, T., et al. 2019, *ApJ*, 880, 27
- Pattle, K., Ward-Thompson, D., Berry, D., et al. 2017, *ApJ*, 846, 122
- Pattle, K., Ward-Thompson, D., Hasegawa, T., et al. 2018, *ApJL*, 860, L6
- Pillai, T. G. S., Clemens, D. P., Reissl, S., et al. 2020, *NatAs*, 4, 1195
- Planck Collaboration, Ade, P. A. R., Aghanim, N., et al. 2015, *A&A*, 576, A104
- Planck Collaboration, Ade, P. A. R., Aghanim, N., et al. 2016a, *A&A*, 586, A138
- Planck Collaboration, Ade, P. A. R., Aghanim, N., et al. 2016b, *A&A*, 586, A136
- Punanova, A., Caselli, P., Pineda, J. E., et al. 2018, *A&A*, 617, A27
- Roy, A., André, P., Palmeirim, P., et al. 2014, *A&A*, 562, A138
- Shimajiri, Y., André, P., Palmeirim, P., et al. 2019, *A&A*, 623, A16
- Shu, F. H., Adams, F. C., & Lizano, S. 1987, *ARA&A*, 25, 23
- Soam, A., Pattle, K., Ward-Thompson, D., et al. 2018, *ApJ*, 861, 65
- Sokolov, V., Wang, K., Pineda, J. E., et al. 2018, *A&A*, 611, L3
- Soler, J. D., Alves, F., Boulanger, F., et al. 2016, *A&A*, 596, A93
- Soler, J. D., & Hennebelle, P. 2017, *A&A*, 607, A2
- Stephens, I. W., Looney, L. W., Kwon, W., et al. 2013, *ApJL*, 769, L15
- Stone, J. M., Ostriker, E. C., & Gammie, C. F. 1998, *ApJL*, 508, L99
- Sugitani, K., Nakamura, F., Tamura, M., et al. 2010, *ApJ*, 716, 299
- Tafalla, M., & Hacar, A. 2015, *A&A*, 574, A104
- Tafalla, M., Santiago-García, J., Hacar, A., & Bachiller, R. 2010, *A&A*, 522, A91
- Takakuwa, S., Tsukamoto, Y., Saigo, K., & Saito, M. 2018, *ApJ*, 865, 51
- Tokuda, K., Fujishiro, K., Tachihara, K., et al. 2020, *ApJ*, 899, 10
- Wang, J.-W., Lai, S.-P., Clemens, D. P., et al. 2020, *ApJ*, 888, 13
- Wang, J.-W., Lai, S.-P., Eswaraiah, C., et al. 2019, *ApJ*, 876, 42
- Wang, L.-Y., Shang, H., Su, Y.-N., et al. 2014, *ApJ*, 780, 49
- Ward-Thompson, D., McKee, C. F., Furuya, R., & Tsukamoto, Y. 2020, *FrASS*, 7, 13
- Ward-Thompson, D., Pattle, K., Bastien, P., et al. 2017, *ApJ*, 842, 66
- Wurster, J., & Lewis, B. T. 2020, *MNRAS*, 495, 3795
- Xu, X., Li, D., Dai, Y. S., Goldsmith, P. F., & Fuller, G. A. 2020, *ApJ*, 898, 122
- Yen, H.-W., Koch, P. M., Hull, C. L. H., et al. 2021, *ApJ*, 907, 33