

SUPPLEMENTARY DATA

**Cellulose-derived carbon nanofibers/graphene
composite electrodes for powerful compact
supercapacitors**

*Volodymyr Kuzmenko,^{*ab} Nan Wang,^a Mazharul Haque,^a Olga Naboka,^c Mattias Flygare,^d Krister Svensson,^d Paul Gatenholm,^{be} Johan Liu,^a and Peter Enoksson^{ab}*

^a*Department of Microtechnology and Nanoscience, Chalmers University of Technology, 412 96 Gothenburg, Sweden*

^b*Wallenberg Wood Science Center, Chalmers University of Technology, 412 96 Gothenburg, Sweden*

^c*National Research Council Canada, 1200 Montreal Rd., Ottawa, ON, K1A 0R6, Canada*

^d*Department of Physics and Electrical Engineering, Karlstad University, 65188 Karlstad, Sweden*

^e*Department of Chemistry and Chemical Engineering, Chalmers University of Technology, 412 96 Gothenburg,*

*Corresponding author. E-mail: kuzmenko@chalmers.se. Tel: +46 (0) 31 772 19 91.

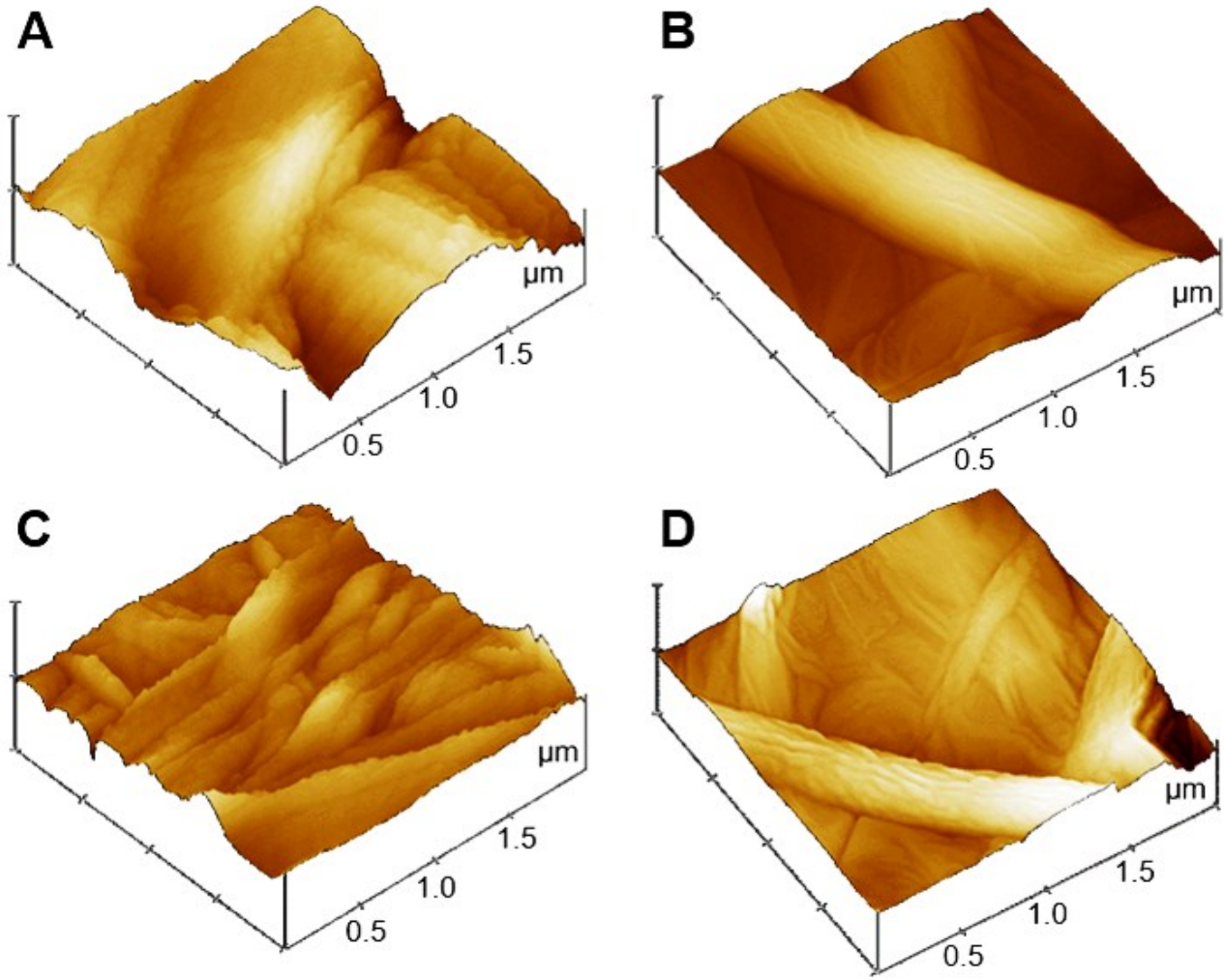


Fig. S1. AFM images of cellulose (A), cellulose/GO (B), CNF (C) and CNF/rGO composite (D).

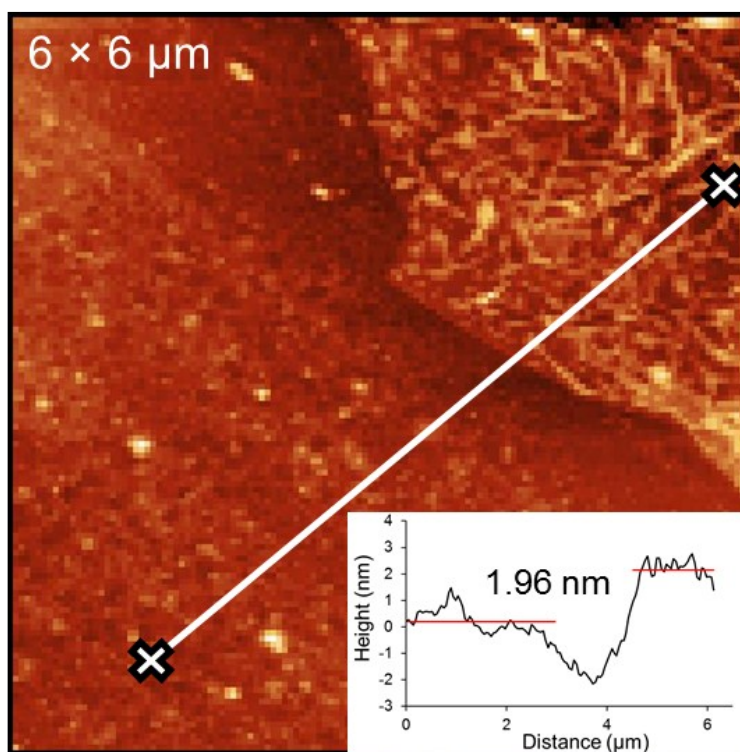


Fig. S2. AFM images of rGO sheet on Si wafer surface (main image) and the height profile of the AFM image (inset).




Fig. S3. SEM image of CNF/rGO composite electrode material after 4000 electrochemical cycles.